Note that, for some of the types shown here, order might be unable to be received by the MISUMI Indonesia offices.

8-45 Series Aluminum Extrusions 50, 100mm Square

8-45 Series

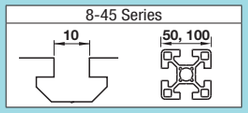

Fixing Parts			Others	
Brackets	Joints	Nuts	Extrusion End Caps	Alterations
P.717 ~ P.730	P.731 ~ P.736	P.739 ~ P.748	P.749	P.781 ~ P.794

For non-catalog standard products, see P.131.

Features: Convenient for switching from Cut-and-Weld tubing methods.



Type		Material	Surface Treatment
Configurable Length	Fixed Length		
NEFS8	KNEFS8	A6063S-T5	Clear Anodize
GNFS8	KGNFS8	A6063S-T6	
GFS8	KGFS8	A6061SS-T6 Equivalent	
EFS8 HFS8 HFS□8	KEFS8 KHFS8 KHFS□8	A6N01SS-T5	
EFSB8 HFSB8	KEFSB8 KHFSB8		Black Anodize

Cut surface and altered parts are not surface treated.

NEFS8-5050
NEFSB8-5050 (Black Anodize)
EFS8-5050
EFSB8-5050 (Black Anodize)

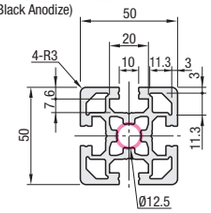

HFS8-5050
HFSB8-5050 (Black Anodize)

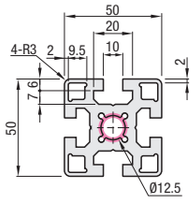

GNFS8-5050 (High Rigidity)
GFS8-5050 (High Rigidity)

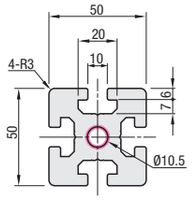

HFSF8-5050

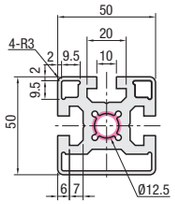

HFST8-5050

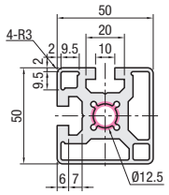

NEFS8-50100
NEFSB8-50100 (Black Anodize)
EFS8-50100
EFSB8-50100 (Black Anodize)

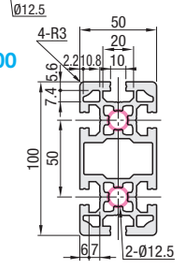

HFS8-50100
HFSB8-50100 (Black Anodize)

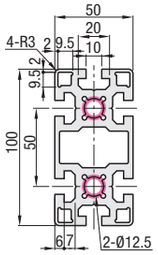

GNFS8-50100 (High Rigidity)
GFS8-50100 (High Rigidity)

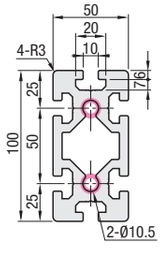

Configurable Length Extrusions

Part Number		L 0.5mm Increment	Mass kg/m	Sectional Area mm²	Cross Sectional Moment of Inertia mm⁴ ℓx	ℓy	Unit Price (Less than 300mm) 1~9 pc(s).	Volume Discount Rate Less Than 300mm 10~49	50~160	Unit Price/m (300mm or More) 1~9 pc(s).	Volume Discount Rate 300mm or More 10~49	50~160
NEFS8 NEFSB8 (Black Anodize) EFS8 EFSB8 (Black Anodize) HFS8 HFSB8 (Black Anodize) GNFS8 (High Rigidity) GFS8 (High Rigidity) HFSF8 HFST8	5050	50~4000 For some product types, up to 6,000mm length is available. For details, refer to "Information about Non-FA Catalog Standard Products" (P.131) and contact the relevant person in charge in MISUMI. Some extrusions are not applicable.	2.84	1053	26.98x10⁴	26.98x10⁴						
			3.43	1150	26.64x10⁴	26.64x10⁴						
			4.4	1633	38.16x10⁴	38.16x10⁴						
			3.11	1165	23.82x10⁴	25.95x10⁴						
			2.97	1114	23.74x10⁴	23.74x10⁴						
NEFS8 NEFSB8 (Black Anodize) EFS8 EFSB8 (Black Anodize) HFS8 HFSB8 (Black Anodize) GNFS8 (High Rigidity) GFS8 (High Rigidity)	50100		5.39	1996	53.0x10⁴	211.21x10⁴						
			5.96	2206	51.67x10⁴	211.19x10⁴						
			7	2593	68.08x10⁴	273.12x10⁴						

Fixed Length Extrusions (Effective Length 4000mm P.552)

Part numbers beginning with the character "K" indicate Fixed Length Type Aluminum Extrusion.

Part Number		L mm	Sectional Area mm²	Cross Sectional Moment of Inertia mm⁴ ℓx	ℓy	Unit Price 1 ~ 9 pc(s).	Volume Discount Rate 10~20
KNEFS8 KNEFSB8 (Black Anodize) KEFS8 KEFSB8 (Black Anodize) KHFS8 KHFSB8 (Black Anodize) KGNFS8 (High Rigidity) KGFS8 (High Rigidity) KHFSF8 KHFST8	5050	4000 (Effective Length)	1053	26.98x10⁴	26.98x10⁴		
			1150	26.64x10⁴	26.64x10⁴		
			1633	38.16x10⁴	38.16x10⁴		
			1165	23.82x10⁴	25.95x10⁴		
			1114	23.74x10⁴	23.74x10⁴		
KNEFS8 KNEFSB8 (Black Anodize) KEFS8 KEFSB8 (Black Anodize) KHFS8 KHFSB8 (Black Anodize) KGNFS8 (High Rigidity) KGFS8 (High Rigidity)	50100		1996	53.0x10⁴	211.21x10⁴		
			2206	51.67x10⁴	211.19x10⁴		
			2593	68.08x10⁴	273.12x10⁴		

When L<300, the unit prices indicated in the table apply regardless of the length.
When L≥300mm, total prices are calculated as follows:
Unit Price/m x Specified O.A.L. = Sales Price

Ordering Example

Part Number	-	L
HFS8-5050	-	800
KHFS8-5050	-	4000

Alterations: Alterations are available for Configurable Length Type Aluminum Extrusions. For details of alterations, see P.781.

For non-catalog standard products, see P.131.

Features: Extrusions shaped with [1x2 slots], [2x4 slots].



Type		Material	Surface Treatment
Configurable Length	Fixed Length		
NEFS8	KNEFS8	A6063S-T5	Clear Anodize
GNFS8	KGNFS8	A6063S-T6	
GFS8	KGFS8	A6061SS-T6 Equivalent	

Cut surface and altered parts are not surface treated.

NEFS8-100100

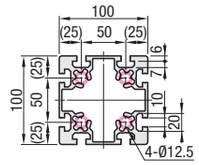

GNFS8-100100 (High Rigidity)
GFS8-100100 (High Rigidity)

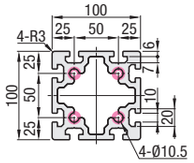

GNFS8-100200 (High Rigidity)
GFS8-100200 (High Rigidity)

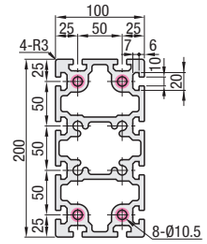

Configurable Length Extrusions

Part Number		L 0.5mm Increment	Mass kg/m	Sectional Area mm²	Cross Sectional Moment of Inertia mm⁴ ℓx	ℓy	Unit Price (Less than 300mm) 1~9 pc(s).	Volume Discount Rate Less Than 300mm 10~49	50~160	Unit Price/m (300mm or More) 1~9 pc(s).	Volume Discount Rate 300mm or More 10~49	50~160
NEFS8	100100	50~4000 For some product types, up to 6,000mm length is available. For details, refer to "Information about Non-FA Catalog Standard Products" (P.131) and contact the relevant person in charge in MISUMI. Some extrusions are not applicable.	7.86	2922	376.0x10⁴	376.0x10⁴						
GNFS8 (High Rigidity) GFS8 (High Rigidity)			10.68	3957	465.8x10⁴	465.8x10⁴						
GNFS8 (High Rigidity) GFS8 (High Rigidity)	100200		20.45	7574	874.3x10⁴	3179.53x10⁴						

Fixed Length Extrusions (Effective Length 4000mm P.552)

Part numbers beginning with the character "K" indicate Fixed Length Type Aluminum Extrusion.

Part Number		L mm	Sectional Area mm²	Cross Sectional Moment of Inertia mm⁴ ℓx	ℓy	Unit Price 1~9 pc(s).	Volume Discount Rate 10~20
KNEFS8	100100	4000 (Effective Length)	2922	376.0x10⁴	376.0x10⁴		
KGNFS8 (High Rigidity) KGFS8 (High Rigidity)			3957	465.8x10⁴	465.8x10⁴		
KGNFS8 (High Rigidity) KGFS8 (High Rigidity)	100200		7574	874.3x10⁴	3179.53x10⁴		

When L<300, the unit prices indicated in the table apply regardless of the length.
When L≥300mm, total prices are calculated as follows:
Unit Price/m x Specified O.A.L. = Sales Price

Ordering Example

Part Number	-	L
NEFS8-100100	-	800
KNEFS8-100100	-	4000

Alterations: Alterations are available for Configurable Length Type Aluminum Extrusions. For details of alterations, see P.781.

Features: Reinforcement Brackets machined from extrusions. Usable on locations needing more strength after connecting with brackets.

Brackets for Reinforcement

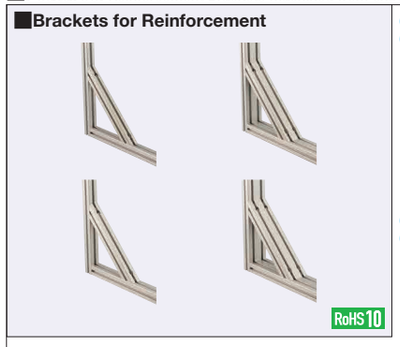

Material: A6061SS-T6 Equivalent
Surface Treatment: Clear Anodize
(No surface treatment on 45 deg. cut ends and counterbores.)

GFBL8-4545
GFBL8-4590

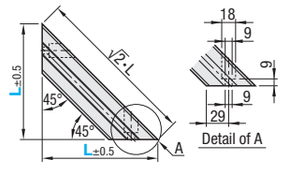

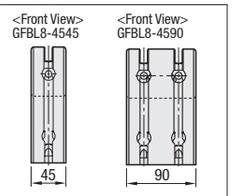

GFBL8-5050
GFBL8-50100

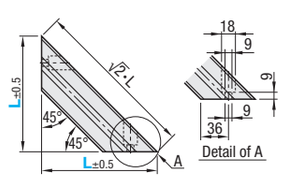

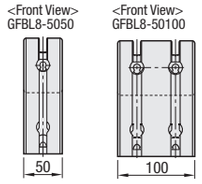

This product is for reinforcement, not for single use. Can be used with bracket connections.
Use Screws with Captured Washer (HCBST8-24) to connect to extrusions.

Part Number Type	No.	L 1mm Increment	Applicable Screw and Nut Screw	Quantity	Nut	Quantity	L100~300 Unit Price 1~4 pc(s).	Volume Discount Rate 5~20	21~50	L301~500 Unit Price 1~4 pc(s).	Volume Discount Rate 5~20	21~50
GFBL8	4545	100~500	HCBST8-24	2	HNTT8-8	2						
	4590			4		4						
	5050			2		2						
	50100			4		4						

Ordering Example

Part Number	-	L
GFBL8-4545	-	300

Alterations: Part Number - (SET, SEU, SEP)
GFBL8-4545 - SET

Alterations	Code	Spec.	Applicable Bracket	JPY/1Code SET	SEU	SEP
Applicable Screws and Nuts Set	SET SEU (Pre-Assembly Insertion Spring Nuts) SEP (Post-Assembly Insertion Spring Nuts)	Applicable screws and nuts for fixing the brackets on extrusions come in a set. (Adds to the bracket price.) (Ex.) When GFBL8-4545 is specified: Screw: Code SET, Part Number CBM8-24; SEU, CBM8-24; SEP, CBM8-24; Quantity 2 Nut: Part Number HNTT8-8; HNTU8-8; HNTP8-8; Quantity 2	GFBL8-4545			
			GFBL8-4590			
			GFBL8-5050			
			GFBL8-50100			

Not RoHS compliant when -SET, -SEU or -SEP is specified.