

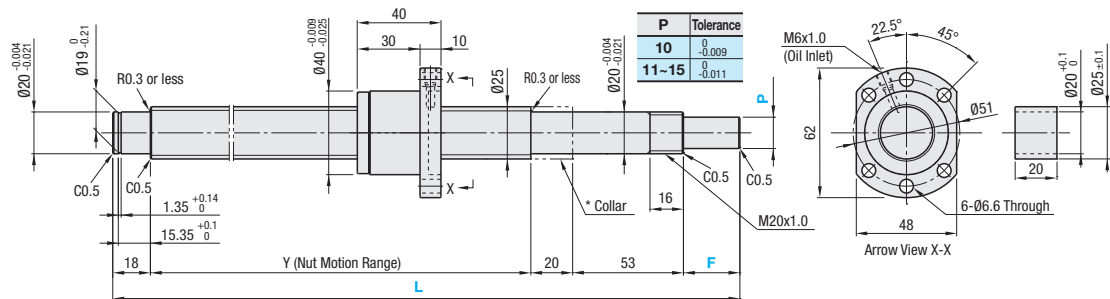
Points of comparison against similar products For Load Rating and Nut dim., C-VALUE components are different from the similar products. (For details, see P.759-760.) When considering adopting C-VALUE parts, select them by comparing against similar products in the specifications.

Similar Product Pages [P.759-P.760](#)

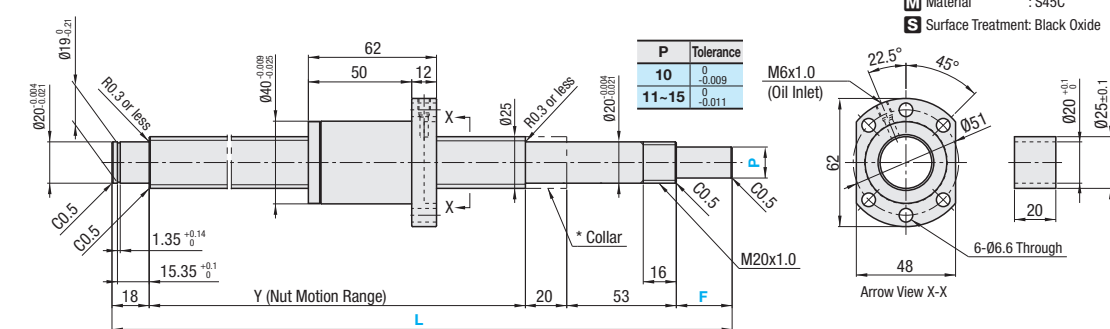


Nut Type	Type		Accuracy Grade	Shaft Dia.	Lead	Screw Shaft			Nut		
	Standard	F, P Configurable				Material	Hardness	Surface Treatment	Material	Hardness	Surface Treatment
Standard Nut	C-BSST	C-BSSTK	C7	25	5, 10, 25	S55C	Induction Hardened 58-62HRC	-	SCM415	Carburized 58-62HRC	-
	C-BSSC	C-BSSCK	C10								

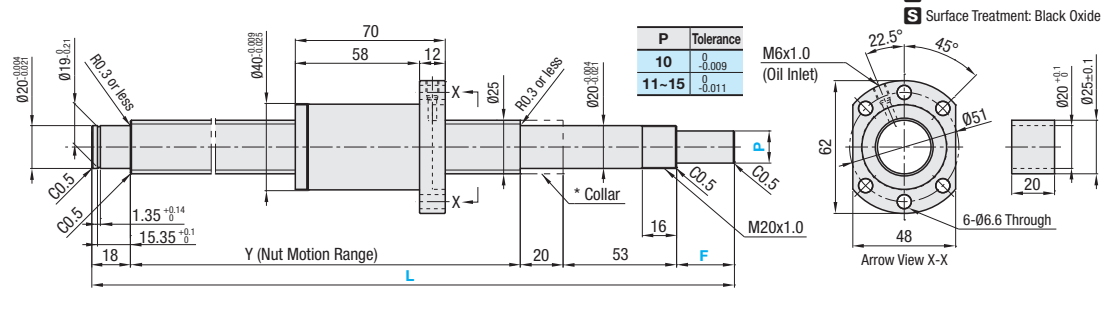
C-BSST(K), C-BSSC(K)2505



C-BSST(K), C-BSSC(K)2510



C-BSST(K), C-BSSC(K)2525



Nut Type	Accuracy Grade	Part Number		1mm Increment			Y	Ball Dia.	Ball Center Dia.	Screw Root Dia.	Number of Circuits	Basic Load Rating		Axial Play Clearance	Twist Direction	
		Type	Screw Shaft O.D.	L	*F	*P						C (Dynamic) kN	Co (Static) kN			
Standard Nut	C7	C-BSST	25	5	200-2000	27	15	L-118	3.175	26.08	(22.905)	3.8 turns, 1 row	4.6	13.1	0.10 or Less	
						C-BSSTK	27-45	10-15								L-(91+F)
						C-BSSC	27	15								L-118
		C-BSSCK				27-45	10-15	L-(91+F)								
		C-BSST				27	15	L-118								
		C-BSSTK				27-45	10-15	L-(91+F)								
	C10	C-BSST	25	10	300-2000	27	15	L-118								
						C-BSSTK	27-45	10-15				L-(91+F)				
						C-BSSC	27	15				L-118				
		C-BSSCK				27-45	10-15	L-(91+F)								
		C-BSST				27	15	L-118								
		C-BSSTK				27-45	10-15	L-(91+F)								
C7	C-BSST	25	25	300-2000	27	15	L-118	1.8 turns, 1 row	6.5	15.9	0.10 or Less					
					C-BSSTK	27-45	10-15					L-(91+F)				
					C-BSSC	27	15					L-118				
	C-BSSCK				27-45	10-15	L-(91+F)									
	C-BSST				27	15	L-118									
	C-BSSTK				27-45	10-15	L-(91+F)									
C10	C-BSST	25	25	300-2000	27	15	L-118									
					C-BSSTK	27-45	10-15	L-(91+F)								
					C-BSSC	27	15	L-118								
	C-BSSCK				27-45	10-15	L-(91+F)									
	C-BSST				27	15	L-118									
	C-BSSTK				27-45	10-15	L-(91+F)									

Nut Type	Accuracy Grade	Part Number	Unit Price 1 ~ 4 pc(s).						
			L200-400	L401-600	L601-800	L801-1000	L1001-1200	L1201-1500	L1501-2000
Standard Nut	C7	C-BSST2505							
	C10	C-BSSC2505							
	C7	C-BSST2510							
	C10	C-BSSC2510							
	C7	C-BSST2525							
	C10	C-BSSC2525							

For the price of F, P Configurable Type, add the relevant surcharge to the standard type price.

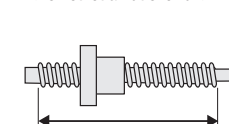


Ordering Example
Part Number - **L** - **F** - **P**
 C-BSSC2505 - 400
 C-BSSCK2510 - 860 - F30 - P12



- Filled with lithium soap based grease (Alvania Grease S2 made by Showa Shell Sekiyu K.K.)
- For accuracy of Ball Screws, see P.697 and 700.
- For details of Support Units, see P.771 - P.796.
- Cautions: Do not let the nuts overrun or remove the nuts from the screw shafts. It may cause the balls to fall out or damage the ball recirculation parts.
- The collar included with this product should be installed in the same position as indicated with the "Collar" text on the drawing. In addition, the collar included with the Support Unit product should be installed and tightened on the nut side of the ball screw.
- Note that, when a ball screw shaft or ball screw nut is tilted, it may be fallen out by its own weight.

<Do not let a nut overrun>



<Do not take a nut off>



Alterations
Part Number - **L** - **F** - **P** - (FC, KC...etc.)
 C-BSSC2505 - 680 - KC10

Alterations	Code	Spec.
No Machining on Both Shaft Ends (Annealing Range) 4-C Nut	WNC	Does not machine any of the both shaft ends. Ordering Code] WNC-S20-F80 Annealing may lower hardness on the annealed area + 25mm fore and aft. S+F≤L/2 L-(S+F)≤Y+50 On the annealed area + 25mm fore and aft, axis run-out may be larger than indicated by the Catalog standard. A nut is mounted to the temporary shaft before shipment.
No Machining on Support Side Shaft End	NC	No machining added on the support side shaft end. Ordering Code] NC
Ball Nut Orientation Reversed (Support Side) (Fixed Side)	RLC	Changes the nut direction. Ordering Code] RLC
No Retaining Ring Groove on Support Side Shaft End	RNC	No Retaining Ring Groove on Support Side Shaft End. Ordering Code] RNC Combination with FC is not available.
Change Support Side Shaft End Machining	GC	Changes the machining on the support side. Q is selectable from 10, 12, 15, 20. G=1mm Increment Ordering Code] GC-Q10-G20 5≤G≤Ox3 Y dimension is shortened. No Retaining Ring Groove. Combination with FC is not available.
Change Support Side Shaft End Length	FC	Changes the length of the support side shaft end. FC=1mm Increment Ordering Code] FC20 19≤FC≤60 Y dimension is shortened. Combination with GC is not available.
Tapped Hole on Support Side Shaft End	MC	Adds a tapped hole on the support side shaft end. MC=1mm Increment Ordering Code] MC40 M 2 20 Y dimension is shortened. 28≤MC≤60

Alterations	Code	Spec.
Wrench Flats on Fixed Side	SZC	Adds wrench flats on the fixed side shaft end. Ordering Code] SZC Ball bearings will fall out if the ball nut crosses the wrench flats.
Keyway on Fixed Side Shaft End Detailed Keyway Dimensions P.700	KC	Adds a keyway on the fixed side shaft end. KC=1mm Increment Ordering Code] KC20 5≤KC≤Px3 KC≤F-1
Keyway on Fixed Side Shaft End	KLC	Adds a keyway at a customer specified area on the fixed side shaft end. (Keyway dim. is same as that of KC.) K, S=1mm Increment Ordering Code] KLC-K20-S3 6≤K+S≤Px3 K+S≤F-1
Flat Machined on Fixed Side Shaft End	SC	Adds a flat on the fixed side shaft end. SC=1mm Increment Ordering Code] SC20 5≤SC≤Px3 SC≤F-1
2 Flats Machined on Fixed Side Shaft End	SWC, SGC	Adds two flats on the fixed side shaft end. SWC: 90° Position SGC: 120° Position 1mm Increment Ordering Code] SWC10 5≤SWC, SGC≤Px3 SWC, SGC≤F-1
Installing Special Temporary Shaft Temporary Shaft	TAS	Special Temporary Shafts suitable with Ball Screws are installed. When removing Nut from Screw Shaft, always use Special Temporary Shaft. For installation method, see P.701.

Peripherals: Combination of the following parts is available.



Support Units - Square, Low Profile Support Unit - Round
 Any nut bracket is not available as the product compatible with C-VALUE Ball Screws.

Combination with Support Units

Type	Ball Screw Part Number		Recommended Support Unit					
	Screw Shaft O.D.	Lead	Part Number Type	No.	Shape	Fixed Side	Support Side	Page
C-BSSC	25	05 10 25	C-BSW	20	Square	○	○	P.781
			C-BUN					P.782
			C-BRW		Round	○	○	P.787
			C-BUR					P.788

Other than the part numbers shown above, a rich variety of Support Units are also available. (P.779 - P.796)