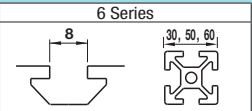


# Angled Brackets

For 6 Series (Slot Width 8mm) Aluminum Extrusions



■Features: Extruded Brackets to connect extrusions at angles.

## Angled Brackets



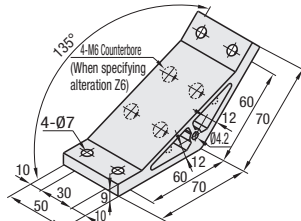
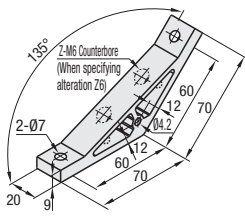
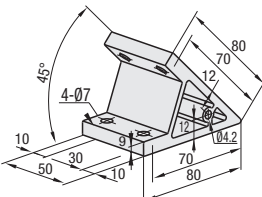
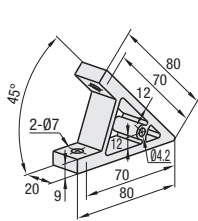
Material: A6N01SS-T5  
Surface Treatment: Anodize

HBL45TS6

HBL45TD6

HBL135TS6

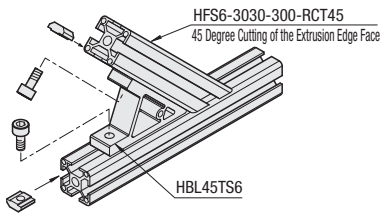
HBL135TD6



Part Number	Mass (g)	Applicable Screw, T Nut			Unit Price	Volume Discount Rate
		Screw	Quantity	T Nut		
HBL45TS6	58	CBM6-15	2	HNTH6-6	2	1176
HBL45TD6	147		4		4	1960
HBL135TS6	68		2		2	1176
HBL135TD6	172		4		4	1960

Ordering Example Part Number HBL45TS6

Example



Alterations Part Number HBL45TS6 (C, SET, SST, SEU, SSU, SEP, SSP, Z6) SET

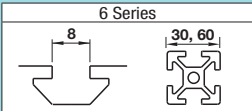
Alterations	Code	Spec.	Applicable Bracket
Mounting Hole Alteration for Cover	C	Adds taps on a bracket for cover mounting. (M5 on Both Sides, Depth 15mm) (Mounting Screw HCBM on P.754)	HBL45TS6 HBL45TD6 HBL135TS6
Counterbored Holes on 135 Degree Bracket	Z6	135 Degree Bracket Adds two counterbored holes on HBL135T (Applicable Screw: M6)	HBL135TS6
		Not available in combination with Applicable Screws and Nuts.	HBL135TD6

Alterations	Code	Spec.	Applicable Bracket
Applicable Screws and Nuts Set	SET	Applicable screws and nuts for fixing the brackets on extrusions come in a set. (Adds to the bracket price)	HBL45TS6
	SST	(Stainless Steel)	HBL45TD6
	SEU	(Pre-Assembly Insertion Spring Nuts)	HBL135TS6
	SSU	(Pre-Assembly Insertion Spring Nuts Stainless Steel)	HBL135TS6
	SEP	(Post-Assembly Insertion Spring Nuts)	HBL135TS6
	SSP	(Post-Assembly Insertion Spring Nuts Stainless Steel)	HBL135TD6
(Ex.) When HBL45TS6 is specified: Code Screw Nut SET CBM6-15 HNTH6-6 SST SCB6-15 HNTH6-6 SEU CBM6-15 HNTH6-6 SSU SCB6-15 SHNTU6-6 SEP CBM6-15 HNTH6-6 SSP SCB6-15 SHNTU6-6 When specifying other than HBL45TS6, check for the applicable screws and nuts.			HBL135TD6

⚡ Included Screw is not RoHS compliant when -SET, -SEU or -SEP are specified.

# Free Angle Brackets

For 6 Series (Slot Width 8mm) Aluminum Extrusions



■Features: Extrusions can be connected at any arbitrary angles.

## Free Angle Brackets



Type	Material	Surface Treatment
HBLTBA30 HBLTBBN30 HBLTBC30 HBLTBD30	A6N01SS-T5	Anodize
Included Screw	SCM435	Trivalent Chromate

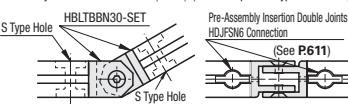
Part Number	Applicable Extrusion	Mass (g)	Accessory	Unit Price	Volume Discount Rate
HBLTBA30	30 Square (HFS6)	33	M8x12	1	15-50
HBLTBBN30	30 Square (HFS6)	35			
HBLTBC30	30 Square (HFS6)	86	CLDMC6-32-M	1	
HBLTBD30	30 Square (HFS6)	88			

Ordering Example Part Number HBLTBA30

Example

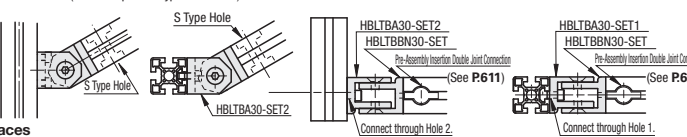
### (1) Connection of Two End Sections

Two pieces of HBLTBBN are used to connect two end sections using Pre-Assembly Insertion Double Joints (P.611). (With Clamp Lever Type: HBLTBD30)



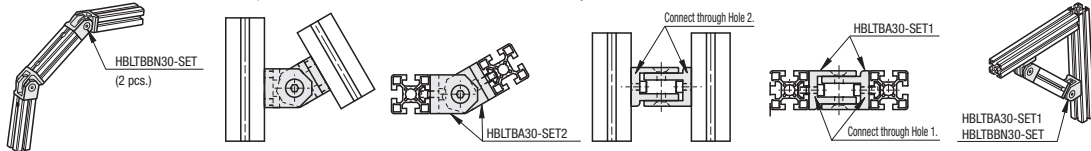
### (2) Connection of Two Side Faces

To the extrusion side face, connect with HBLTBA, a screw and a nut. To the end face, use 1 HBLTBBN for 1 HBLTBA using Pre-Assembly Insertion Double Joint. (With Clamp Lever Type: HBLTBC30)




### (3) Connection of Two Side Faces

Two pieces of HBLTBA are used to connect them with extrusion side using screws and nuts.



■Features: Sheet Metal Brackets to fix at arbitrary positions.

## Free Angle Sheet Metal Brackets



Material: SPCC  
Surface Treatment: Trivalent Chromate

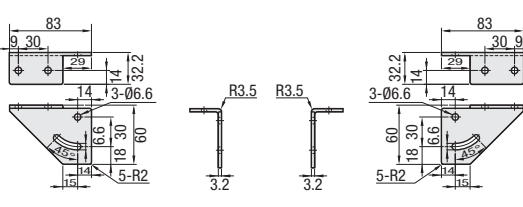
Part Number	Applicable Extrusion	Applicable Screw and Nut	Unit Price	Volume Discount Rate
HBLPBL6 HBLPBR6	30 Square (HFS6)	CBST6-12 HNTH6-6	4	100-150

Example



HBLPBL6

HBLPBR6



Alterations Part Number HBLPBL6 - SET

Alterations	Code	Spec.	Applicable Bracket
Applicable Screws and Nuts Set	SET	Supplies a set of applicable screws and nuts for fixing the bracket to an extrusion.	HBLPBL6 HBLPBR6
Set with applicable screws, nuts and clamp levers.	SET1	Applicable Screw: 3 pcs. Clamp Lever (LNP): 1 pc. Flat Washer (PWF): 1 pc. Applicable Nut: 4 pcs. Set with the above items.	HBLPBL6 HBLPBR6

Ordering Example Part Number HBLPBL6