

Slit Steel Pipe Nozzles / Nozzles for Pipe Washing

Steel Hollows for Air Nozzles / Terminals for Nozzles

Slit Steel Pipe Nozzles

Type	Material	Surface Treatment	Accessory:
SLTR (Threaded and Tapped Both Ends Tapped)	SGP	Zinc Plating	Tapered Screw Plug (SCM435, Black Oxide) 1 pc.
SLTF	SUS304TP	-	Tapered Screw Plug (SUSXM7) 1 pc.

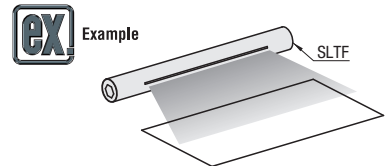
Accessory Tapered Screw Plug is seal-coated.

Maximum difference of A-A1 is approx. 6mm.

Part Number Type	L 1mm Increment	A 1mm Increment	T 0.5mm Increment	R (PT)	T1	T2	d	SLTR, SLTF Unit Price			SLTRS, SLTFS Unit Price		
								Min. L ~ 250	L251~500	L501~700	Min. L ~ 250	L251~500	L501~700
6A (Threaded and Tapped)	90~700	50~500	0.5~2.0	1/8	10	11	10.5	-	5.7	-	-	-	-
8A	100~700			1/4	15	13	13.8	9.2	7.8	-	-	-	-
10A (SLTRS)				3/8	17	16	17.3	12.7	10.9	-	-	-	-
15A (Both Ends Tapped)	110~700			1/2	20	18	21.7	16.1	16.1	-	-	-	-
20A (SLTF)				3/4	23	20	27.2	21.6	21.4	-	-	-	-
25A (SLTFS)				1	25	22	34	27.6	27.2	-	-	-	-

Ordering Example: Part Number - L - A - T
SLTR8A - 300 - A200 - T1.0

There is no surface treatment on threaded part and slit machining and its peripheral part. * Marks may be left on the surface when tightening screws.
Excessive tightening may deform the female thread portion. Wrap with sealing tape for air tightness and after manual tightening, tighten it up further by giving one rotation or so.



Features: Simple nozzles with a slit in a pipe. Suitable when the distance to the object is short.

Precaution for Use: Actual spray width and colliding force vary. And the slit width may increase depending on air pressure. When more even blows are required, use Air Nozzles (P.1455) and Steel Hollows for Air Nozzles (P.1474).

The drawing of the app. example is a reference image.

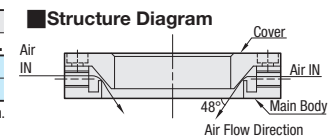
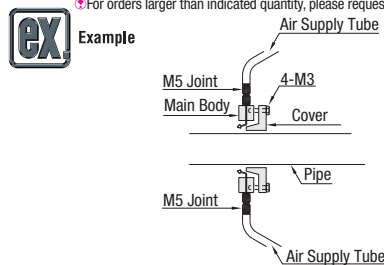
Nozzles for Pipe Washing

PWNZR

Material: A6063
Accessory: M3 Bolt (SUS304) x4 pcs.

Part Number Type	No.	H	Cover Dimension				Body Dimension				P.C.D.	Applicable Max. Pipe O.D.	Unit Price
			B1	B2	B3	B4	A1	A2	A3	A4			
PWNZR	10	49	26	28	40	57	34	36	42	57	49	Ø20	
	20	59	36	38	50	67	44	46	52	67	59	Ø30	

Ordering Example: Part Number PWNZR10



Step 1 Insert the pipe into the nozzle to clean it.
2 Apply the air pressure from both sides by an air compressor, and air will out-flow evenly from internal clearance (0.3mm).

Specifications
Nozzle Air Pressure MPa (kg/cm²) when service air pressure is 0.69MPa (7kg/cm²).
• No.10 0.15(1.54)
• No.20 0.11(1.19)

Use for blowing around cylindrical workpiece (pipe, etc.).

Features: Can be used as air curtains when combined with Flat Type Air Nozzle on P.1455.

Steel Hollows for Air Nozzles

Type	Material	Surface Treatment	Normal Pressure	Accessory:
AMR (Threaded and Tapped Both Ends Tapped)	STPT370	Zinc Plating	0.7MPa	Tapered Screw Plug (SCM435, Black Oxide) 1 pc.
AMRS	SUS304TP	-		Tapered Screw Plug (SUSXM7) 1 pc.

Accessory Tapered Screw Plug is seal-coated.

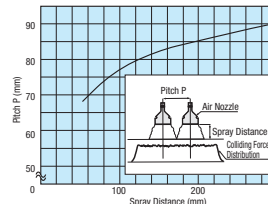
Threaded and Tapped: $L = (H-1) \times P + S + Q \leq 700$
Both Ends Tapped: $L = (H-1) \times P + S + Q \leq 700$

Part Number Type	No.	Number of Side Tapped Holes H	Pitch P 1mm Increment	S, Q 1mm Increment	AMR, AMF Unit Price					AMRS, AMFS Unit Price						
					H1, 2	H3, 4	H5, 6	H7, 8	H9, 10	H1, 2	H3, 4	H5, 6	H7, 8	H9, 10		
AMR (Threaded and Tapped)	20A	1~10	60~80	35~80												
AMRS																

When H (the number of side tapped holes) is 1, specifying Pitch P is not necessary.

Part Number	H (Number of Holes)	P	S	Q
AMR20A	1	-	S40	Q50
AMF20A	8	P70	S35	Q35

Spray Width Property Table



Example: U-Bolt UBSU (P.1270), Tube PUT (P.1385), Flat Air Nozzles AFTSP (P.1455)

The graph is the property table when Flat Air Nozzle - Standard Type - on P.1455 is installed.
Ex. When the spray distance is 200mm, the Pitch P is 85 and the colliding force becomes almost even.
Values on the graph are for reference, not guaranteed.

Terminals for Nozzles Clamp Type

NZTA

Material: A6063
Surface Treatment: Clear Anodize

Part Number Type	D	No.	Rc(PT)	B	L	E	G	H	F	MA	d	d1	h	W	Included Bolt	Unit Price
V																
10	H	1/8	16	30	13.5	16.5	8.5	16	M4	4.5	8	4.5	1.5	SCB4-10		
	V															
12	H	1/4	18	40	15	25	10	22	M4	4.5	8	4.5	1.5	SCB4-10		
	V															
15	H	-	22	52	19	33	13	22	M5	5.5	9.5	5.5	1.5	SCB5-15		
	V															

Terminals for Nozzles Block Type

NZTB

Material: A6063
Surface Treatment: Clear Anodize

Part Number Type	No.	Unit Price
NZTB	1	
	2	
	1-1	
	1-2	

Example: Air Blow Nozzle ABNZ (P.1469), Speed Controller SPSNL (P.1513)