Cantilever Shafts

For Tension

For Idlers, see **P.1201**~.

Retaining Ring

RoHS10

Standard		Stepped		Material	Surface Treatment
Thread Length Fixed	Thread Length Configurable	Thread Length Fixed	Thread Length Configurable		
FXKA	FXNKA	FXLA	FXNLA	S45C Equivalent	Black Oxide
PFXKA	PFXNKA	PFXLA	PFXNLA		Electroless Nickel Plating
SFXKA	SFXNKA	SFXLA	SFXNLA	SUS304	-

D Tolerance (g6)	
6	-0.004 -0.012
8, 10	-0.005 -0.014
12~18	-0.006 -0.017
20~30	-0.007 -0.020

Standard

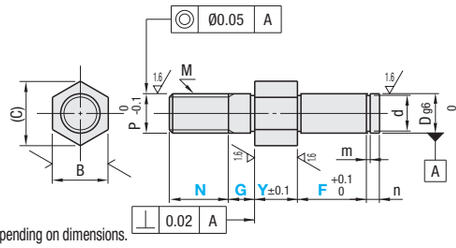

Stepped

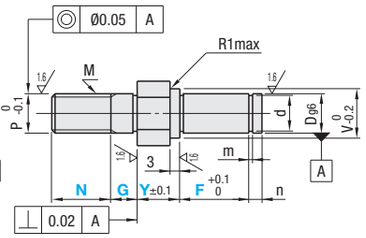

This type may have centering holes depending on dimensions.

Part Number Type		No.	D	1mm Increment Y	F	G	N Thread Length Fixed	N Thread Length Configurable	P	M (Coarse)	V (Stepped only)	B	(C)	d Ref. Dim.	d Tolerance	m	n
Standard Fixed	Configurable	6	6	5~60	5~100	5~10	9	6~12	6	M 6	8	10	11.5	5	+0.075 0	0.7	2
FXKA	FXNKA	8	8				12	8~16	8	M 8	10	12	13.9	7	+0.090 0	0.9	3
PFXKA	PFXNKA	10	10				15	10~20	10	M10	13	14	16.2	9.6	+0.090 0	1.15	
SFXKA	SFXNKA	12	12		10~150	5~15	18	12~24	12	M12	15	17	19.6	11.5	0 -0.110		4
		13	13								16			12.4			
		15	15								18	19	21.9	14.3			
		16	16								19			15.2			
		17	17	5~75		5~20					20	22	27.5	16.2			
		18	18								21	24	27.7	17		1.35	
Stepped Fixed	Configurable	20	20				30	20~40	20	M20	24	27	31.2	19	0 -0.210		5
FXLA	FXNLA								16	M16							
PFXLA	PFXNLA	22	22						20	M20	26			21			
SFXLA	SFXNLA	22A							16	M16							
		25	25						20	M20	29	30	34.6	23.9			
		25A							16	M16							
		30	30						20	M20	34	36	41.6	28.6		1.65	
		30A							16	M16							

Ordering Example

Part Number	-	Y	-	F	-	G	-	N
FXKA20A	-	20	-	F12	-	G8		
PFXNLA12	-	15	-	F21	-	G5	-	N14

Retaining Ring

No.	Unit Price Standard Thread Length Fixed FXKA	PFXKA	SFXKA	Standard Thread Length Configurable FXNKA	PFXNKA	SFXNKA	Stepped Thread Length Fixed FXLA	PFXLA	SFXLA	Stepped Thread Length Configurable FXNLA	PFXNLA	SFXNLA
6												
8												
10												
12												
13												
15												
16												
17												
18												
20												
20A												
22												
22A												
25												
25A												
30												
30A												

Alterations

Part Number	-	Y	-	F	-	G	-	N	-	(YKC, SC, MTC, SET)
FXNLA12	-	27	-	F15	-	G7	-	N12	-	MTC

ex Example

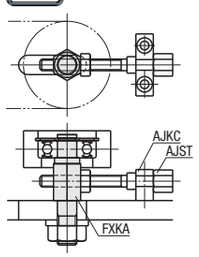

Alterations	Retaining Ring Set	Y Dimension Tolerance	Wrench Flats	Tapped Hole
		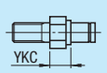	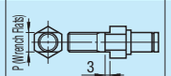	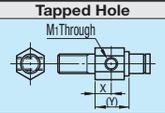
Code	SET	YKC	SC	MTC
Spec.	Retaining Ring applicable to each shaft diameter is included. Ordering Code SET Applicable to Retaining Ring Type. Retaining Ring Shape No.=6 ~ 8: E Type Retaining Ring No.=10 ~ 30A: C Type Retaining Ring Retaining Ring Material	Changes Y dimension tolerance to ±0.05. Applicable to all types. Ordering Code YKC	An alteration of wrench flats can be made for a slot hole guide. Applicable to all types. Ordering Code SC	An alteration of a tapped hole made for shaft push/pull. Allows combined use of AJST (**P.1463**) or AJKC (**P.1465**). (Configurable dimension Y is limited. Refer to the table below.) Ordering Code MTC

Cantilever Shafts Material	Surface Treatment	Retaining Ring Material
S45C	Black Oxide	Spring Steel
	Electroless Nickel Plating	SUS304-CSP
SUS304	-	

D	X	M_1	Ymin. Standard	Ymin. Stepped
6	10	M 4	15	18
8		M 5		
10		M 6	16	19
12~18		M 8	18	21
20~25A	15	M10	25	28
30, 30A		M12	27	30

When combined with SC, add 3mm to dimension Y.

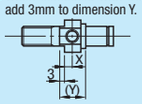

Screw Mount

RoHS10

Standard		Stepped		Material	Surface Treatment
Thread Length Fixed	Thread Length Configurable	Thread Length Fixed	Thread Length Configurable		
FXKB	FXNKB	FXLB	FXNLB	S45C Equivalent	Black Oxide
PFXKB	PFXNKB	PFXLB	PFXNLB		Electroless Nickel Plating
SFXKB	SFXNKB	SFXLB	SFXNLB	SUS304	-

D Tolerance (g6)	
6	-0.004 -0.012
8, 10	-0.005 -0.014
12~18	-0.006 -0.017
20~30	-0.007 -0.020

Standard

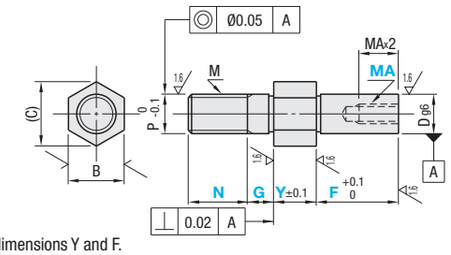

Stepped

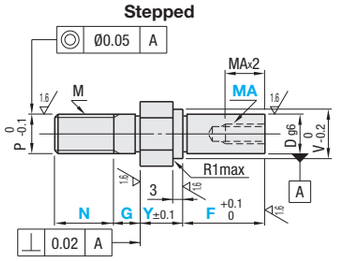

Please refer to Table 1 to specify dimensions Y and F.

Part Number Type		No.	D	1mm Increment Y	F	G	N Thread Length Fixed	N Thread Length Configurable	MA (Coarse) Selection	P	M (Coarse)	V (Stepped only)	B	(C)
Standard Fixed	Configurable	6	6	5~60	5~100	5~10	9	6~12	3	6	M 6	8	10	11.5
FXKB	FXNKB	8	8				12	8~16	4	8	M 8	10	12	13.9
PFXKB	PFXNKB	10	10				15	10~20	4 5 6	10	M10	13	14	16.2
SFXKB	SFXNKB	12	12		10~120	5~15	18	12~24	5 6 8	12	M12	15	17	19.6
		13	13									16		
		15	15						6 8 10			18	19	21.9
		16	16									19		
		17	17	5~75		5~20						20	22	27.5
		18	18									21	24	27.7
Stepped Fixed	Configurable	20	20				30	20~40	6 8 10 12	20	M20	24	27	31.2
FXLB	FXNLB	20A								16	M16			
PFXLB	PFXNLB	22	22							20	M20	26	27	31.2
SFXLB	SFXNLB	22A								16	M16			
		25	25						8 10 12 16	20	M20	29	30	34.6
		25A								16	M16			
		30	30						8 10 12 16 20	20	M20	34	36	41.6
		30A								16	M16			

Table 1

MA	Y+F
M 3	Y+F≥11.5
M 4	Y+F≥14.0
M 5	Y+F≥16.2
M 6	Y+F≥18.5
M 8	Y+F≥23.5
M10	Y+F≥28.5
M12	Y+F≥35.5
M16	Y+F≥45.0
M20	Y+F≥55.0

Ordering Example

Part Number	-	Y	-	F	-	G	-	N	-	MA
FXKB20A	-	20	-	F12	-	G8			-	MA10
FXNKB12	-	15	-	F21	-	G5	-	N14	-	MA6

Screw Mount

No.	Unit Price Standard Thread Length Fixed FXKB	PFXKB	SFXKB	Standard Thread Length Configurable FXNKB	PFXNKB	SFXNKB	Stepped Thread Length Fixed FXLB	PFXLB	SFXLB	Stepped Thread Length Configurable FXNLB	PFXNLB	SFXNLB
6												
8												
10												
12												
13												
15												
16												
17												
18												
20												
20A												
22												
22A												
25												
25A												
30												
30A												

Alterations

Part Number	-	Y	-	F	-	G	-	N	-	MA	-	(YKC, SC, MTC, SET)
FXLB12	-	27	-	F15	-	G7	-			MA6	-	MTC

Alterations	Retaining Ring Set	Y Dimension Tolerance	Wrench Flats	Tapped Hole
		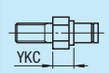	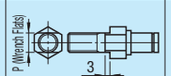	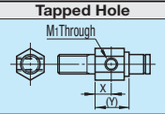
Code	SET	YKC	SC	MTC
Spec.	Retaining Ring applicable to each shaft diameter is included. Ordering Code SET Applicable to Retaining Ring Type. Retaining Ring Shape No.=6 ~ 8: E Type Retaining Ring No.=10 ~ 30A: C Type Retaining Ring Retaining Ring Material	Changes Y dimension tolerance to ±0.05. Applicable to all types. Ordering Code YKC	An alteration of wrench flats can be made for a slot hole guide. Applicable to all types. Ordering Code SC	An alteration of a tapped hole made for shaft push/pull. Allows combined use of AJST (**P.1463**) or AJKC (**P.1465**). (Configurable dimension Y is limited. Refer to the table below.) Ordering Code MTC

Cantilever Shafts Material	Surface Treatment	Retaining Ring Material
S45C	Black Oxide	Spring Steel
	Electroless Nickel Plating	SUS304-CSP
SUS304	-	

D	X	M_1	Ymin. Standard	Ymin. Stepped
6	10	M 4	15	18
8		M 5		
10		M 6	16	19
12~18		M 8	18	21
20~25A	15	M10	25	28
30, 30A		M12	27	30
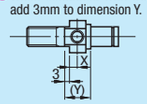
When combined with SC, add 3mm to dimension Y.