


V Guide

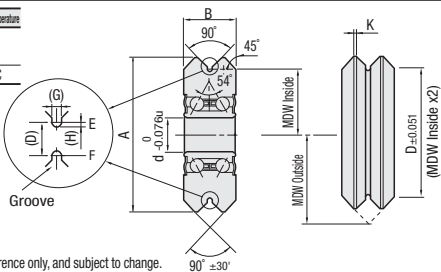
90° Type Units / Wheels

90° Type Wheel



Type	Material	Hardness	Seal	Heat Resistance Temperature
BVGH	SUJ2 Equivalent	60-62HRC	Metal Shield	0-100°C
BVGH S	SUS40C Equivalent	58-60HRC	Nitrile Rubber	0-100°C
BVGH T	SUS40C Equivalent	58-60HRC	Metal Shield	-30-260°C

*For BVGHS No.2 / No.3, the materials are changed to Nitrile Rubber Metal Shield.




* G and H dimensions are for reference only, and subject to change.

Part Number	Type	No.	A	B	d	D	MDW	(G)*	(H)*	K	Radial Load (LRmax.) (N)	Thrust Load (LSmax.) (N)	Unit Price
BVGH	1	19.557	7.874	4.762	15.848	7.924	11.861	1.0	0.5		1220	252	
	2	30.733	11.099	9.525	25.399	12.700	18.236	1.4	0.7		2650	625	
	3	45.718	15.874	11.999	38.099	19.049	26.974	2.0	1.0		5900	1701	
BVGHS	1	19.557	7.874	4.762	15.848	7.924	11.861	1.0	0.5	0.229	1220	252	
	2	30.733	11.099	9.525	25.399	12.700	18.236	1.4	0.7		2650	625	
	3	45.718	15.874	11.999	38.099	19.049	26.974	2.0	1.0		5900	1701	
BVGHT	1	19.557	7.874	4.762	15.848	7.924	11.861	0.508	0.254		1013	209	
	2	30.733	11.099	9.525	25.399	12.700	18.236	0.762	0.381		2200	519	
	3	45.718	15.874	11.999	38.099	19.049	26.974	0.889	0.432		4897	1412	

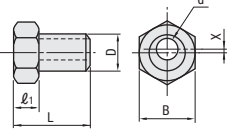
kgf=Nx0.101972

Ordering Example: Part Number - L
BVGH3 - 90

90° Type Bushing

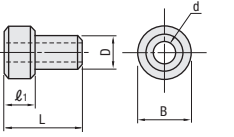


BVGBS

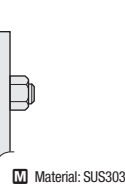


E (Eccentric Bushing)

BVGBS




C (Fixed Bushing)



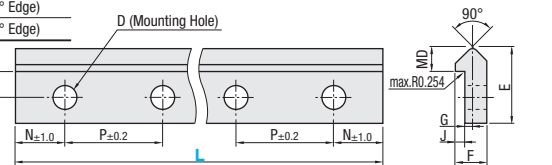
Part Number	Type	No.	Spec.	L	D	B	d	Tolerance	Applicable Screw	X	ℓ ₁	H	Unit Price
BVGBS	1	C	13.68	4.75	10	3	+0.014 0	M3	-	0.3	6.06	10	
	2	C	17.24	9.52	13	6	+0.018 0	M6	-	0.6	6.45	12	
	3	C	24.68	11.99	19	8	+0.022 0	M8	-	1.0	9.06	17	

Ordering Example: Part Number - Spec.
BVGBS1 - E

90° Type Single Sided Tracks



Type	Mounting Hole	Material	Hardness
BVGTNL	Available	S43C Equivalent	53HRC (90° Edge)
BVGTNSL	Available	SUS40C Equivalent	40HRC (90° Edge)



Number of Holes = $\frac{L-40}{50} + 1$

Part Number	Type	No.	L 50mm Increment	E	F	G	J	MD	D	B ₁	N	P	Unit Price
BVGTNL	1	1	90-1790	±0.38	±0.38	±0.05	1.57	3.18	3.5	4	20	50	
	2	2	11.10	4.75	0.79	2.36	4.75	4.5	5.5	8			
	3	3	15.88	6.35		2.36	4.75	4.5	5.5	8			

Ordering Example: Part Number - L
BVGTNL1 - 640

Alteration Code	Surface Treatment
	MTC

Spec. Electroless nickel plating is applied.
⊗ Not available for Stainless Steel Type.


Alterations
Part Number - (MTC)L
BVGTNL1 - MTC740
⊗ Only applicable to Single Sided Track Type BVGTNL.

L	BVGTNL1	BVGTNL2	BVGTNL3	BVGTNSL1	BVGTNSL2	BVGTNSL3
90, 140, 190						
240, 290						
340, 390						
440, 490						
540, 590						
640, 690						
740, 790						
840, 890						
940, 990						
1040, 1090						
1140, 1190						
1240, 1290						
1340, 1390						
1440, 1490						
1540, 1590						
1640, 1690						
1740, 1790						

V Guide Systems

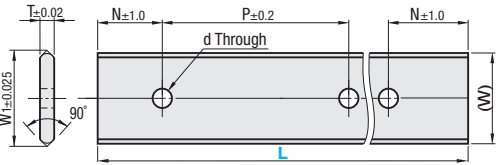
90° Type Bushings / Single Sided Tracks / Double Sided Tracks

90° Type Double Sided Tracks



Type	Material	Surface Treatment	Hardness
BVGUR	S45C Equivalent	Black Oxide	58HRC (90° Edge)
BVGURS	SUS40C Equivalent	-	52HRC (90° Edge)

⊗ W₁ is the dimension at the intersection of 90°. (Both ends are R machined).
⊗ Number of Holes = $\frac{L-40}{50} + 1$




Part Number	Type	No.	L 50mm Increment	(W)	W ₁	T	N ±1.0	P ±0.2	d	Unit Price
BVGUR	25	25	90-1740	(25)	25.74	4.5	20	50	5.5	
BVGURS	44	44	(For L dimensions, please refer to the price list.)	(44)	44.74	6.0			7.0	

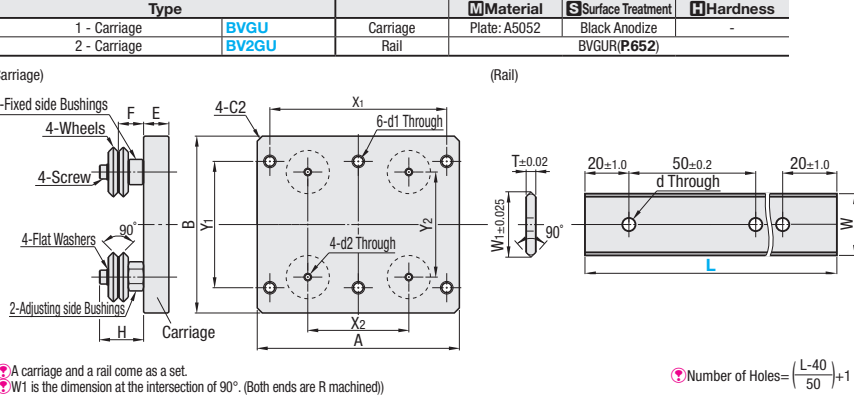
L (Selection)	BVGUR25	BVGUR25	BVGUR44	BVGURS44
90, 140				
190, 240				
290, 340				
390, 440				
490, 540				
590, 640				
690, 740				
790, 840				
890, 940				
990, 1040				
1090, 1140				
1190, 1240				
1290, 1340				
1390, 1440				
1490, 1540				
1590, 1640				
1690, 1740				

Ordering Example: Part Number - L
BVGUR25 - 90

90° Type V Guide Units



Type	Material	Surface Treatment	Hardness
1 - Carriage	BVGU	Carriage	Plate: A5052
2 - Carriage	BV2GU	Rail	Black Anodize



⊗ A carriage and a rail come as a set.
⊗ W₁ is the dimension at the intersection of 90°. (Both ends are R machined).
⊗ Number of Holes = $\frac{L-40}{50} + 1$

Part Number	Type	No.	L 50mm Increment	W	W ₁	d	A	B	X ₁	X ₂	Y ₁	Y ₂	d ₁	d ₂	E	F	H	T	Wheel	Bushing	Screw	
BVGU	25	25	90-1740	25	25.74	5.5	80	70	70	40	50	41.59	M5	M3	10	10	17.5	4.5	BVGH1	BVGBS1-C	BVGBS1-E	CB3-22
BV2GU	25L	25L	(For L dimensions, please refer to the price list.)	25	25.74	5.5	120	70	100	80	50	41.59	M5	M3	10	10	17.5	4.5	BVGH2	BVGBS2-C	BVGBS2-E	CB6-25
BV2GU	44	44	(For L dimensions, please refer to the price list.)	44	44.74	7	120	105	100	80	80	70.14	M6	M6	10	12	24.5	6	BVGH2	BVGBS2-C	BVGBS2-E	CB6-25

⊗ A, X₁ and X₂ of No. 25L are larger than those of No. 25.

Ordering Example: Part Number - L
BVGU25 - 840

L (Selection)	BVGU25	BV2GU25	BV2GU25L	BV2GU25L	BVGU44	BV2GU44
90						
140						
190, 240						
290, 340						
390, 440						
490, 540						
590, 640						
690, 740						
790, 840						
890, 940						
990, 1040						
1090, 1140						
1190, 1240						
1290, 1340						
1390, 1440						
1490, 1540						
1590, 1640						
1690, 1740						