Stand-Up Brackets

Side Mounting / Side Mounting, Dowel Hole / Side Mounting, Compact

Features: Easy mounting on transfer lines.

Side Mounting

Side Mounting, Dowel Hole

Type		M Material	S Surface Treatment	A Accessory	
Side Mounting	Side Mounting, Dowel Hole			Side Mounting	Side Mounting, Dowel Hole
CLTB	CLPK	Steel for General Structure	Black Oxide	Hex Socket Head Cap Screw	Hex Socket Head Set Screw Dowel Pin
CLTM	CLPM		Electroless Nickel Plating	Hex Socket Head Cap Screw (Stainless Steel)	Hex Socket Head Cap Screw (Stainless Steel) Dowel Pin
CLTBM	-	Aluminum Alloy	Black Anodize	Hex Socket Head Cap Screw	-
CLTAM	-		Clear Anodize	Hex Socket Head Cap Screw (Stainless Steel)	
CLTS	-	SUS304	-		

Accessory: CB screws (P.2-171) are included with black oxide/black anodized products, and SCB screws (P.2-173) are included with the other products, respectively.Dowel pins (P.2-255) are included with the product with dowel holes.

Included Dowel Pins

DH7	Accessory: Dowel Pin
20	MSTM6-20
25	MSTM8-20
30	
35	MSTM10-30
40	
50	

Side Mounting

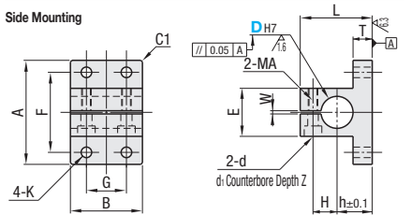

Side Mounting, Dowel Hole

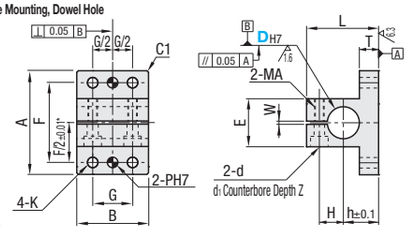

* Tolerance of ±0.01 is only applicable to hole pitch tolerance of dowel holes and not applicable to through holes.

Part Number Type	DH7		A	B	L	T	F	G	K	h	H	E	d	d1	Z	MA	W	PH7	Tolerance	Included Screw	Unit Price Side Mounting CLTB	CLTM	CLTBM	CLTAM	CLTS	Side Mounting, Dowel Hole CLPK	CLPM
Side Mounting / Side Mounting, Dowel Holes	10	+0.015 0	40	35	32	10	30	18	4.4	15	10.5	20	5	8	4.5	M4	2	-	-	M4-15, 2 pcs.						-	-
	12	+0.018 0	44				34		5.5	14	11.5	22	5.5	9	5.5	M5				M5-15, 2 pcs.						-	-
	15		50	40	38	12	38	20	6.6	18	12.5	25	6.6	11	6.5	M6				M6-15, 2 pcs.						-	-
CLTB CLTM CLTBM CLTAM CLTS / CLPK CLPM	16																			M6-15, 2 pcs.			-			-	-
	20	+0.021 0	65	45	45	12	50	25	6.6	22	15	30	6.6	11	6.5	M6	2	6	+0.012 0	M6-20, 2 pcs.							
	25		80	60	53		60	36	9	27	18	35						8	+0.015 0	M6-25, 2 pcs.							
	30		90		60	15	70			30	21	45	9	14	9	M8				M8-35, 2 pcs.							
	35	+0.025 0	105	80	68	15	80	40	11	35	24	50					3	10		M8-40, 2 pcs.					-		
	40		115		76		90			38	27	60	11	17.5	11	M10				M10-45, 2 pcs.					-		
	50		135	100	87	18	105	50	14	43	33	70								M10-50, 2 pcs.					-		

The tolerance and perpendicularity of DH7 are before slitting.
For mating, g6, f8 shaft tolerances are recommended. For Stand for Posts, see **P.2143** and **P.2144**. Tightening with a long wrench is recommended.
CLTS is applicable up to D=30, and CLPK and CLPM are available from D=20 and up. ⊗D=16 of CLTBM is not available.

Ordering Example

Part Number
CLTB35
CLPM30

Features: Compact Stand-Up Brackets 25 ~ 30% shorter in height, and approximately 10% narrower in width compared to standard Side Mounting Type (**P.2157**).

Side Mounting, Compact

Type	M Material	S Surface Treatment	A Accessory
CLCB	Steel for General Structure	Black Oxide	Hex Socket Head Cap Screw
CLCNM		Electroless Nickel Plating	Hex Socket Head Cap Screw (Stainless Steel)
CLCBM	Aluminum Alloy	Black Anodize	Hex Socket Head Cap Screw
CLCAM		Clear Anodize	Hex Socket Head Cap Screw (Stainless Steel)
CLCS	SUS304	-	

Accessory: CB screws (P.2-171) are included with black oxide/black anodized products, and SCB screws (P.2-173) are included with the other products, respectively.

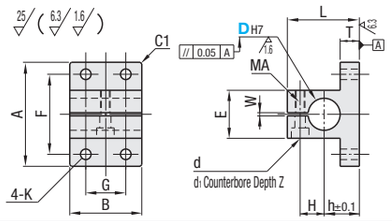

Part Number Type	DH7		A	B	L	T	F	G	K	h	H	E	d	d1	Z	MA	W	Included Screw	Unit Price CLCB	CLCNM	CLCBM	CLCAM	CLCS
CLCB	20	+0.021 0	60	30	45	12	45	18	6.6	22	15	30	6.6	11	6.5	M6	2	M6-12, 1 pc.					
CLCNM	25		73	45	53		54	30	9	27	18	35						M6-25, 1 pc.					
CLCBM	30		83		60	15	64			30	21	45	9	14	9	M8	2	M8-35, 1 pc.					
CLCAM	35	+0.025 0	94	60	68		72	35	11	35	24	50						M8-40, 1 pc.					-
CLCS	40		104		76		82			38	27	60	11	17.5	11	M10	3	M10-45, 1 pc.					-
(D20~30)	50		118	75	87	18	94	45	14	43	33	70						M10-50, 1 pc.					-

The tolerance and perpendicularity of DH7 are before slitting.
For mating, g6, f8 shaft tolerances are recommended. For Stand for Posts, see **P.2143** and **P.2144**. Tightening with a long wrench is recommended.

Ordering Example

Part Number
CLCB35

Stand-Up Brackets

Side Mounting, Casting, Dowel Holes / Slotted Holes

Features: Up to 67% price reduction by cast-producing compared to the standard products (left-hand page).

Side Mounting, Casting

Side Mounting, Casting, Dowel Holes

RoHS10

Type		M Material	S Surface Treatment	A Accessory	
Side Mounting, Casting	Side Mounting, Casting, Dowel Holes			Side Mounting, Casting	Side Mounting, Casting, Dowel Holes
CLTBD	CLPBD	FCD450	Black Oxide or Phosphate Conversion Coating	Hex Socket Head Cap Screw	Hex Socket Head Set Screw Dowel Pin
CLTMD	CLPMD		Electroless Nickel Plating	Hex Socket Head Cap Screw (Stainless Steel)	Hex Socket Head Cap Screw (Stainless Steel) Dowel Pin

Accessory: CB screws (P.2-171) are included with black oxide or phosphate conversion coated products, and SCB screws (P.2-173) are included with electroless nickel plated products.Dowel pins (P.2-255) are included with the product with dowel holes.

Side Mounting, Casting

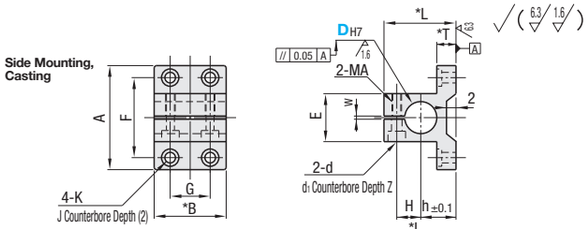

Side Mounting, Casting, Dowel Holes

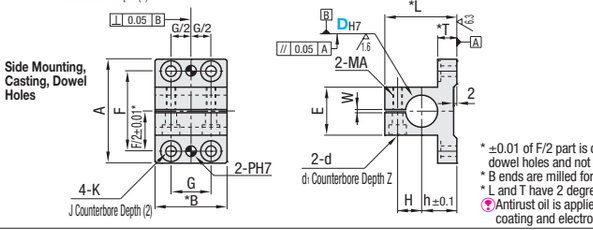

* ±0.01 of F/2 part is only applicable to hole pitch tolerance of dowel holes and not applicable to through holes.
* B ends are milled for aesthetics.
* L and T have 2 degrees of draft for cast-mold extraction.
Antirust oil is applied with black oxide or phosphate conversion coating and electroless nickel plating finish.

Tolerance of Cast Products
A, B, L, E and T dimensions are for casting tolerance.

Casting Tolerance Class CT12 for JISB0403

over	or Less	Tolerance
10	16	±2.2
17	25	±2.3
26	40	±2.5
41	63	±2.8
64	100	±3.0
101	160	±3.5

Included Dowel Pins

DH7	Accessory: Dowel Pin
20	MSTM6-20
25	MSTM8-20
30	
35	MSTM10-30
40	
50	

Part Number Type	DH7		A	B	L	T	G	K	J	h	H	E	d	d1	Z	MA	W	With Dowel Holes PH7	Tolerance	Included Screw	Unit Price Side Mounting, Casting CLTBD	CLTMD	Side Mounting, Casting, Dowel Holes CLPBD	CLPMD
Side Mounting, Casting, / CLTBD / CLTMD / Side Mounting, Casting, Dowel Holes / CLPBD / CLPMD	20	+0.021 0	65	45	45	12	50	25	6.6	13	22	15	30	6.6	11	6.5	M6	2	6	+0.012 0	M6-20, 2 pcs.				
	25		80	60	53		60	36	9	18	27	18	35						8	+0.015 0	M6-25, 2 pcs.				
	30		90		60	15	70				30	21	45	9	14	9	M8				M8-35, 2 pcs.				
	35	+0.025 0	105	80	68		80	40	11	20	35	24	50					3	10		M8-40, 2 pcs.			-	-
	40		115		76		90				38	27	60	11	17.5	11	M10				M10-45, 2 pcs.			-	-
	50		135	100	87	18	105	50	14	24	43	33	70								M10-50, 2 pcs.			-	-

The tolerance and perpendicularity of DH7 are before slitting.
For mating, g6, f8 shaft tolerances are recommended. For Stand for Posts, see **P.2143** and **P.2144**. Tightening with a long wrench is recommended.
D=30 or less are applicable to CLPBD and CLPMD.

Ordering Example

Part Number
CLTBD20
CLPMD30

Side Mounting, Slotted Holes

RoHS10

Type	M Material	S Surface Treatment	A Accessory
CLNB	Steel for General Structure	Black Oxide	Hex Socket Head Cap Screw
CLNM		Electroless Nickel Plating	Hex Socket Head Cap Screw (Stainless Steel)
CLNA	Aluminum Alloy	Clear Anodize	
CLNS	SUS304	-	

Accessory: For CLNB, CB Screws (P.2-171), for others, SCB Screws (P.2-173)

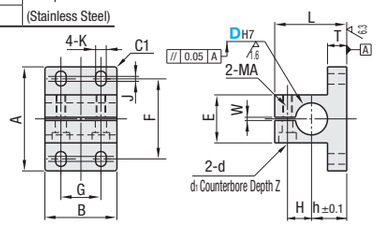

Part Number Type	DH7		A	B	L	T	G	F	J	K	h	H	E	d	d1	Z	MA	W	Included Screw	Unit Price CLNB	CLNM	CLNA	CLNS
CLNB (D20~30, 40)	20	+0.021 0	65	45	45	12	25	47.5	5.5	6.6	22	15	30	6.6	11	6.5	M6	2	M6-20, 2 pcs.				
CLNM (D20~50)	25		80	60	53		36	57.5	7.5	9	27	18	35						M6-25, 2 pcs.				
CLNA (D20, 25, 50)	30		90		60	15		67.5			30	21	45	9	14	9	M8		M8-35, 2 pcs.			-	-
CLNS (D20, 25)	35	+0.025 0	105	80	68		40	77.5	9.5	11	35	24	50					3	M8-40, 2 pcs.	-		-	-
	40		115		76			87.5			38	27	60	11	17.5	11	M10		M10-45, 2 pcs.			-	-
	50		135	100	87	18	50	102.5	12.5	14	43	33	70						M10-50, 2 pcs.	-			-

The tolerance and perpendicularity of DH7 are before slitting.
For mating, g6, f8 shaft tolerances are recommended. For Stand for Posts, see **P.2143** and **P.2144**. Tightening with a long wrench is recommended.

Ordering Example

Part Number
CLNB25
CLNA20