Grub Screw Sets

Ball Point, Thrust Point, Stainless Steel

Ball Point

RoHS10

Type		Screw		Pad
		M Material	S Surface Treatment	M Material
SGBS	Straight Slot Groove	SUM22L	Black Oxide	Polyacetal (Mat Black)
SGBSN	Hex Socket			

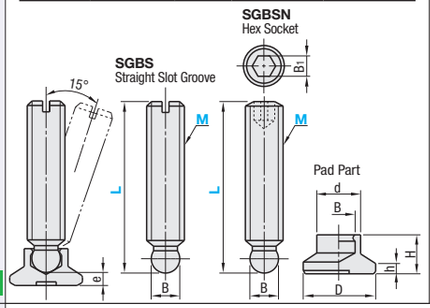

Part Number Type	M (Coarse)	L	e	D	h	H	d	B	B1	Mass (g)	Unit Price
SGBS SGBSN	8	40	2.5	15	2.5	7.6	8.6	6.1	4	12	
		50								15	
		63								19	
	10	50	3.4	18	2.5	9.2	11	7.8	5	22	
		63								29	
		80								37	
	12	63	3.4	21	3	10	13	9.4	6	41	
		80								53	
		100								68	

Screws and pads are not assembled when shipped.

Example

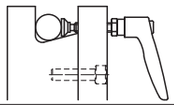

Features

- Useable to tighten or position the workpiece or as a stopper.
- Clamping Screws can be made easily by assembling with a lever or a knob.
- Pad is made of plastic and doesn't hurt workpieces. It is effective when the workpiece's surface is uneven or tilted.

Thrust Point

RoHS10

Type		Screw			Pad			Cap
		M Material	H Hardness	S Surface Treatment	M Material	H Hardness	S Surface Treatment	M Material
SGTS	Standard	S45C	50 ~ 60HRC (Hardened Tip)	Black Oxide	SUM22L	50~60HRC	Black Oxide	-
SGTP	Wide-Angle							
SGTPP	Wide-Angle with Cap							Polyacetal

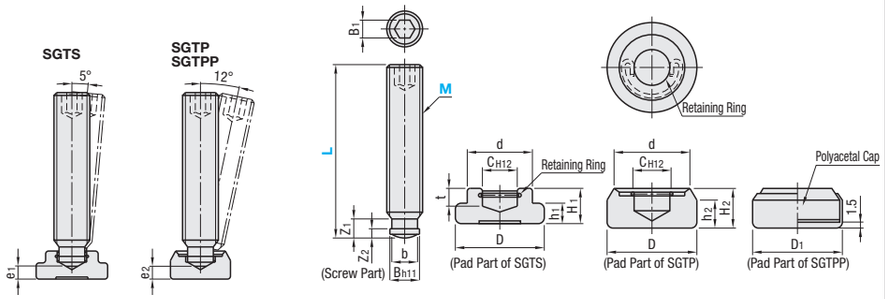

M (Coarse)	Screw Dimension B	b	Z1	Z2	B1	Pad Dimension D	h1	H1	t	d	C	e1	h2	H2	e2	D1
6	4.5	4	5.4	2.5	3	12	2.5	7	4	10	4.6	2.2	-	-	-	-
8	6	5.4	6.8	3	4	16	4	9	5	12	6.1	3	7	8	2.2	19
10	8	7.2	8.2	4.5	5	20	5	11	6	15	8.1	3.6	8.5	10	2.6	23
12			8.6		6	25	6	13	7	18		4.5	8	11	2.9	28
16	12	11	10.6	5	8	32	7	15	7.5	22	12.1	5.3	10	14	4.5	35
20	15.5	14.4	12.4	5.5	10	40	9	16	8	28	15.6	5.6	-	-	-	-

SGTPP is SGTP attached with a polyacetal cap.
Screws and pads are not assembled when shipped.

Part Number Type	M (Coarse)	L	Mass (g) SGTS	SGTP	SGTPP	Unit Price SGTS	SGTP	SGTPP
SGTS	6	30	9	-	-		-	-
		40	10	-	-		-	-
		50	12	-	-		-	-
SGTS SGTP	8	40	21	25	26			
		50	24	28	29			
		60	26	30	31			
	10	50	42	48	50			
		60	49	55	57			
		80	54	60	62			
SGTPP Polyacetal With Cap	12	60	72	76	79			
		70	88	92	95			
		80	98	102	105			
		100	154	158	161			
	16	70	144	160	162			
		80	159	175	177			
		100	259	275	277			
		125	300	316	318			
SGTS	20	90	274	-	-		-	-
		100	305	-	-		-	-
		125	355	-	-		-	-
		150	397	-	-		-	-

Example

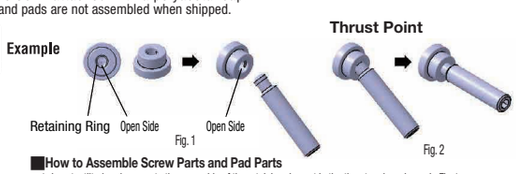

How to Assemble Screw Parts and Pad Parts

1. Insert a tilted grub screw to the open side of the retaining ring set in the thrust pad as shown in Fig.1.
2. Pull the grub screw up to fit it into the pad as shown in Fig.2.

*If extra force is applied to the retaining ring, or if the grub screw is inserted into it without being tilted against its open side, the retaining ring may be damaged.

Stainless Steel

RoHS10

SGKS

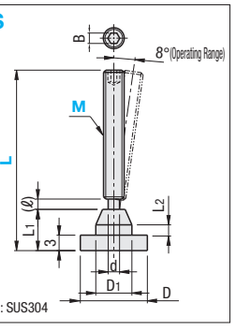

M Material: SUS304

Part Number Type	M (Coarse)	L Selection	D	D1	d	L1	L2	(ℓ)	B	Unit Price L30	L50	L80
SGKS	4	30	13	7	2.2	8	2	2	2		-	-
	6	30 50		9	3.2				3			-
	8	30 50 80	16	11	5.2				4			
	10	50 80	20	13	6.2	9	3		5	-		

Screw and pad are swaged for Stainless Steel Type. (Screw and pad cannot be separated.)

Ordering Example

Part Number	-	L
SGBS10	-	50
SGTS8	-	60
SGKS4	-	30

Grub Screw Sets / Clamp Plates / Shims for Clamp Plates

Rubber Pads, Flanged

Features: The rubber-baked pad prevents the clamped workpieces from being damaged.

Grub Screw Sets - Rubber Pads

RoHS10

Type	Screw M Material	H Hardness	S Surface Treatment	Pad M Material	S Surface Treatment	Pad End Face M Material
SGKG	SCM435	45HRC~	Black Oxide	SS400	Black Oxide	NBR

The coatings peeled off at swaging are retouched with repair sprays.

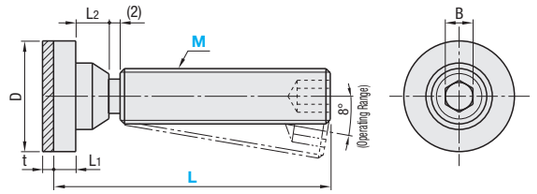

Part Number Type	M (Coarse)	L Selection	D	t	L1	L2	B	Unit Price L=30, 40	L=50, 60	L=80~
SGKG	4	30	12	2	3	5	2		-	-
	6	30 40 50	12				3			-
	8	40 50 60	16				4			-
	10	50 80	20		4	6	5	-		
	12	100	24	3		8	6	-	-	
	16	125	30			11	8	-	-	

Ordering Example

Part Number	-	L
SGKG8	-	60

Features: Optional attachments can be mounted using through holes on the pad.

Grub Screw Sets - Flanged Type

RoHS10

Type	Screw M Material	H Hardness	S Surface Treatment	Pad M Material	S Surface Treatment
SGKA	SCM435	45HRC~	Black Oxide	SS400	Black Oxide

The coatings peeled off at swaging are retouched with repair sprays.

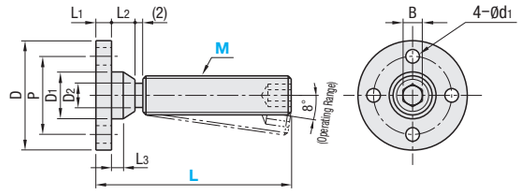

Part Number Type	M (Coarse)	L Selection	D	P	D1	D2	L1	L2	L3	d1	B	Unit Price L=30, 40	L=50, 60	L=80~
SGKA	4	30	20	14	7	2.2	3	5	2	3.5	2		-	-
	6	30 40 50	20	14	7	3.2					3			-
	8	40 50 60	22	16	9	5.2					4			-
	10	50 80	28	20	12	6.2	4	6	3	4.5	5	-		
	12	100	30	22	14	8.1		8	5		6	-	-	
	16	125	37	28	18	11.0		11	7	5.5	8	-	-	

Ordering Example

Part Number	-	L
SGKA12	-	100

Clamp Plates

RoHS10

Type	M Material	H Hardness
PCWN	S45C Equivalent	-
PCW		40 ~ 45HRC (Induction Hardened)
PCWJ	Polyacetal	-

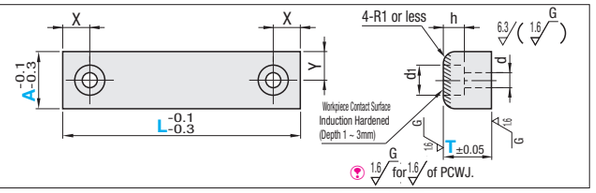

No R1 for PCWJ (Polyacetal).
Induction hardening is applicable to PCW only.

1.6 for 1.6 of PCWJ.

Part Number Type	A	T Selection	L Selection	X	Y	d	d1	h	Unit Price PCWN	PCW	PCWJ
PCWN PCW PCWJ	12	12 15 20	30 50 75 100	7	6	4.5	8	5			
	15			9	7.5	6.6	11	7			
	16				8						
	19		50 75 100	11	9.5	9	14	9			
	25			13	12.5	11	18	11			
	30				15						
	40				20						
	50				25						

Example

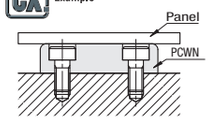

Shims for Clamp Plates

RoHS10

CPWC

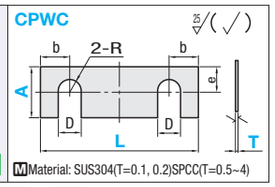

M Material: SUS304(T=0.1, 0.2)SPCC(T=0.5~4)

Part Number Type	A	T Selection	L Selection	D	b	e	Unit Price T0.1	T0.2	T0.5	T1	T2	T4
CPWC	12	0.1 0.2 (SUS304) 0.5 1 2 4 (SPCC)	30 50 75 100	5	7	6						
	15			7	9	7.5						
	16					8						
	19		50 75 100	10	11	9.5						
	25			12	13	12.5						
	30					15						
	40					20						
	50					25						

Ordering Example

Part Number	-	T	-	L
PCWN50	-	20	-	100
CPWC50	-	2	-	75