Height Adjusting Pins - Hex

Threaded

Features: Locating Pins suitable for height adjustment because High Precision and Medium Accuracy can be selected for the tolerance in the height direction. Threaded and Height Configurable.

High Accuracy

RoHS10

(Alteration CRC)

M Material	S Surface Treatment	H Hardness	Type: B Fixed F Fixed	Type: B Fixed F Configurable	Type: B Selectable F Fixed
SCM435	-	Treated Hardness: 46 ~ 50HRC	JPRA	JPRAM	JPRFA
	Black Oxide	Treated Hardness: 46 ~ 50HRC	BJPRA	BJPRAM	BJPRFA
	Hard Chrome Plating Plating Thickness: 3μm or more	Treated Hardness: 46 ~ 50HRC Plating Hardness: 750HV ~	HJPRA	HJPRAM	HJPRFA
SUS304	-	-	SJPRA	SJPRAM	SJPRFA
SUS440C Equivalent	-	Treated Hardness: 50 ~ 55HRC	CJPRA	CJPRAM	CJPRFA

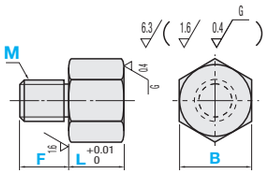

* Under-head of "B Fixed and F Configurable Type" is R0.5 or less. Take note of chamfering on the tapped hole.

Part Number Type			M (Coarse)	* Tightening Torque N·cm	L 0.01mm Increment	B Standard	B Selection			F Standard	F 1mm Increment
B, F Fixed	B Fixed and F Configurable	B Selectable and F Fixed									
JPRA	JPRAM	JPRFA	3	147	2.00~10.00	6	5			5	3~36 (M≤F≤Mx3)
BJPRA	BJPRAM	BJPRFA	4	333		7	6			6	
HJPRA	HJPRAM	HJPRFA	5	676		8	7			8	
SJPRA	SJPRAM	SJPRFA	6	1156	5.00~30.00	10	8				
CJPRA	CJPRAM	CJPRFA	8	2803		13	10	12		10	
			10	5557	10.00~50.00	17	12	13	14	12	
			12	9702		19	14	17		15	

* Tightening torque (reference) will be within Strength Class of Tightening Torque on Technical Data ☞ P. 2297 (10.9). Not applicable when using locking materials or lock washers.

M (Coarse)	Unit Price B, F Fixed JPRA	BJPRA	HJPRA	SJPRA	CJPRA	B Fixed and F Configurable JPRAM	BJPRAM	HJPRAM	SJPRAM	CJPRAM	B Selectable and F Fixed JPRFA	BJPRFA	HJPRFA	SJPRFA	CJPRFA
3															
4															
5															
6															
8															
10															
12															

Ordering Example

Part Number	-	L	-	B	-	F
(Hex, B and F Fixed) JPRA4	-	10.00				
(Hex, B Fixed and F Configurable) JPRAM8	-	L15.00			-	F12
(Hex, B Selectable and F Fixed) JPRFA6	-	20.00	-	8		

Alterations

Part Number	-	L	-	B	-	F	-	(CRC, EAT)
JPRA10	-	20.50					-	CRC
HJPRAM10	-	L15.00			-	F18	-	EAT

Alterations Code	Radius to End Face CRC	Seating Sensor Holes EAT
Spec.	Chamfering of workpiece receiving-surface is changed to R1. Hex is R size in the right table. Ordering Code CRC. Applicable when L≥15. Hex is applicable to B≥10. <Enlarged Photo of Receiving-surface>	Machines seating sensor holes on the work-receiving surface. Hole diameters are shown in the table below. Ordering Code EAT. Applicable when D≥6. Application conditions vary depending on F and L dimensions.

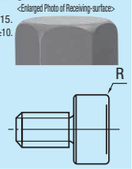

B	R
10	2
12, 13	2.5
14	3
17, 19	4

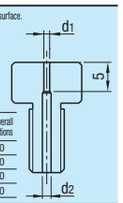

M	Narrow Hole Dia. d1	Through Hole Dia. d2	Applicable Overall Length Conditions
6	1.0	1.5	F+L≤20
8	1.0	2.5	F+L≤30
10	1.5	3.5	F+L≤40
12	1.5	4.5	F+L≤50

Medium Accuracy

M Material	S Surface Treatment	H Hardness	Type
①S45C Equivalent	Black Oxide	-	SRTAB
②S45C Equivalent	Hard Chrome Plating Plating Thickness: 3μm or more	Plating Hardness: 750HV ~	SRTAR
③S45C Equivalent	Black Oxide	Treated Hardness: 45 ~ 50HRC	SRTAHB
④S45C Equivalent	Hard Chrome Plating Plating Thickness: 3μm or more	Treated Hardness: 45 ~ 50HRC Plating Hardness: 750HV ~	SRTAHR
⑤SUS304	-	-	SRTASU
⑥SUS440C Equivalent	-	Treated Hardness: 50 ~ 55HRC	SRTAC

SUS304 may not be polished and may have no centering hole.

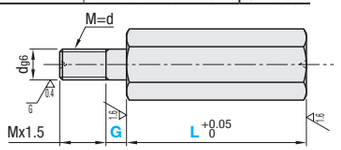

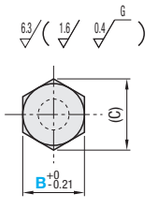

Part Number Type	B	L 0.01mm Increment	G 1mm Increment Threaded only	(C)	d	M (Coarse)	* Tightening Torque N·cm	Unit Price Threaded ① SRTAB	② SRTAR	③ SRTAHB	④ SRTAHR	⑤ SRTASU	⑥ SRTAC
SRTAB SRTAR SRTAHB SRTAHR SRTASU SRTAC	6	10.00~50.00	0 or 2≤G≤d x 2	6.9	4	M4	333						-
	7			8.1									-
	8	15.00~50.00		9.2	5	M5	676						
	10	20.0 ~80.00		11.5									
	12			13.9	6	M6	1156						
	13			15									
	14			16.2									
	17			19.6	8	M8	2803						
	19			21.9									
	24			27.7	10	M10	5557						

SUS440C Equivalent is B≥8.
* Tightening torque (reference) will be within Strength Class of Tightening Torque on Technical Data ☞ P. 2297 (10.9). Not applicable when using locking materials or lock washers.

Ordering Example

Part Number		-	L	-	G
Type	B				
SRTAB	8	-	L20.00	-	G6

Alterations

Part Number	-	L	-	G	-	(DRC, NNC)
SRTAB10	-	L30.00	-	G3	-	DRC

Alterations	Screwdriver Slot	Relief
	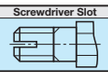	
Code	DRC	NNC
Spec.	Machines a screwdriver slot of width 0.8mm and depth 1mm.	Adds a relief at the thread end. Applicable when G=0.

Height Adjusting Pins - Hex

Tapped

Features: Locating Pins suitable for height adjustment because High Precision and Medium Accuracy can be selected for the tolerance in the height direction. Threaded and Height Configurable.

High Accuracy



RoHS10

M Material	S Surface Treatment	H Hardness	Type
SCM435	-	Treated Hardness: 46 ~ 50HRC	JPRM
SCM435	Black Oxide	Treated Hardness: 46 ~ 50HRC	BJPRM
SCM435	Hard Chrome Plating Plating Thickness: 3μm or more	Treated Hardness: 46 ~ 50HRC Plating Hardness: 750HV ~	HJPRM

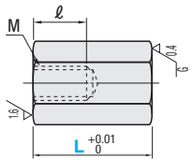

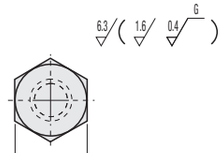

Part Number Type	B	L 0.01mm Increment	M (Coarse)	* Tightening Torque N·cm	ℓ	Unit Price JPRM	BJPRM	HJPRM
JPRM BJPRM HJPRM	8	16.00~50.00	M5	676	8			
	10	16.00~50.00						
	13	22.00~50.00	M8	2803	12			
	17	22.00~50.00						
	19	22.00~50.00						

* Tightening torque (reference) will be within Strength Class of Tightening Torque on Technical Data ☞ P. 2297 (10.9). Not applicable when using locking materials or lock washers.

Ordering Example

Part Number	-	L
JPRM8	-	20.00

Medium Accuracy

M Material	S Surface Treatment	H Hardness	Type
①S45C Equivalent	Black Oxide	-	SRTBB
②S45C Equivalent	Hard Chrome Plating Plating Thickness: 3μm or more	Plating Hardness: 750HV ~	SRTBR
③S45C Equivalent	Black Oxide	Treated Hardness: 45 ~ 50HRC	SRTBHB
④S45C Equivalent	Hard Chrome Plating Plating Thickness: 3μm or more	Treated Hardness: 45 ~ 50HRC Plating Hardness: 750HV ~	SRTBHR
⑤SUS304	-	-	SRTBSU
⑥SUS440C Equivalent	-	Treated Hardness: 50 ~ 55HRC	SRTBC

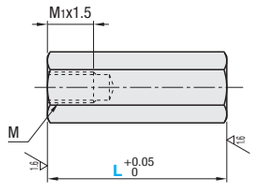

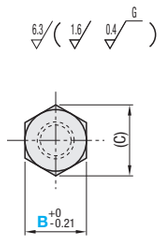

When G<Pitch x 2, the incomplete threaded portion (Pitch x 2) is included in M x 1.5. For Pitch Dia. ☞ P2292

Part Number Type	B	L 0.01mm Increment	G 1mm Increment Threaded only	(C)	d	M (Coarse)	* Tightening Torque N·cm	Unit Price Tapped ① SRTBB	② SRTBR	③ SRTBHB	④ SRTBHR	⑤ SRTBSU	⑥ SRTBC
SRTBB SRTBR SRTBHB SRTBHR SRTBSU SRTBC	6	10.00~50.00	0 or 2≤G≤d×2	6.9	4	M3	147						-
	7			8.1									-
	8	15.00~50.00		9.2	5	M4	333						
	10	20.0 ~80.00		11.5		M5	676						
	12			13.9									
	13			15	6	M6	1156						
	14			16.2									
	17			19.6	8								
	19			21.9		M8	2803						
	24			27.7	10								

SUS440C Equivalent is B≥8.
* Tightening torque (reference) will be within Strength Class of Tightening Torque on Technical Data ☞ P. 2297 (10.9). Not applicable when using locking materials or lock washers.

Ordering Example

Part Number		-	L
Type	B		
SRTBSU	12	-	L50.00