Locating Pins

Plastic, Small Head

Features: Plastic Locating Pins which prevent workpiece damages.

Type: P Configurable	Type: P, L, B Configurable	Head Shape	Material	Operating Ambient Temperature
JPZS	FJPZS	A (Tapered) FA (Flat) Q (Sphere)	Polyacetal (Black)	-45~ 95°C
MJPZS	MFPZS		MC Nylon (Blue)	-40~120°C
DJPZS	DFPZS		Conductive MC Nylon CDR2 (Black)	-40~120°C
JKPZS	FKPZS		PEEK (Natural Ivory)	-50~250°C

Some combinations are not available. Refer to the price list to select the available combination.
The outer diameter tolerance is the result of measurement at room temperature (20°C).
Characteristics of Polyacetal, MC Nylon, Conductive MC Nylon, PEEK P.Z953, 954
(For Polyacetal and MC Nylon, refer to Standard Grade.)

6.3

• Tapered

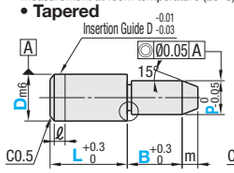

• Flat

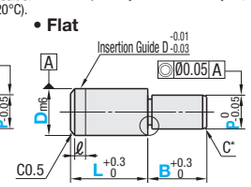

• Sphere

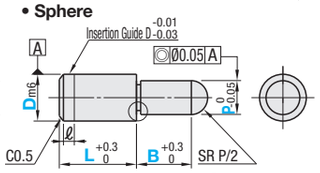

P	C*
1.00~2.50	0.3
2.51~4.00	0.5
4.01~10.00	1

When P<3: a=0.5, d=P-0.1
When P≥3: a=1.0, d=P-0.2

RoHS10

P Configurable

Part Number: Type	Head Shape Selection	D	D dim. Tolerance m6	P 0.01mm Increment	L	B
JPZS MJPZS DJPZS JKPZS	A (Tapered) Q (Sphere)	2	+0.008 +0.002	1.00~2.00	4	2
		3		1.00~3.00	5	3
		4	+0.012 +0.004	2.00~4.00		
		5		2.00~5.00	10	5
		6		2.00~6.00		
		8	+0.018 +0.007	3.00~8.00	15	6
		10		3.00~10.00		8

P, L, B Configurable

Part Number: Type	Shape	D	D dim. Tolerance m6	P 0.01mm Increment	L 1mm Increment	B 0.1mm Increment
FJPZS MFPZS DFPZS FKPZS	A (Tapered) FA (Flat) Q (Sphere)	2	+0.008 +0.002	1.00~2.00	2~4	2.0~10.0
		3		1.00~3.00	3~6	2.0~10.0
		4	+0.012 +0.004	2.00~4.00	4~8	2.0~10.0
		5		2.00~5.00	5~10	2.0~10.0
		6		2.00~6.00	6~12	2.0~12.0
		8	+0.018 +0.007	3.00~8.00	8~16	2.0~15.0
		10		3.00~10.00	10~20	3.0~20.0

D	m	ℓ
2	0.5	0
3		1
4	1	
5	2	
6		
8	3	
10		

Ordering Example

Part Number	-	P	-	L	-	B
MFPZSQ6	-	P5.50	-	L10	-	B5.0

P Configurable

D	Unit Price: Tapered JPZSA	MJPZSA	DJPZSA	JKPZSA	Sphere JPZSQ	MJPZSQ	DJPZSQ	JKPZSQ
2					-			-
3					-			-
4					-			-
5					-			-
6					-			-
8					-			-
10					-			-

P, L, B Configurable

D	Unit Price: Tapered FJPZSA	MFPZSA	DFPZSA	FKPZSA	Flat FJPZSFA	MFPZSFA	DFPZSFA	FKPZSFA	Sphere FJPZSQ	MFPZSQ	DFPZSQ	FKPZSQ
2												
3												
4												
5												
6												
8												
10												

Pusher Pins

Straight / Small Head

Features: Plastic pin used as the Workpiece Holder.

Straight

Type: Flat	Sphere	Taper R	Tapered	Material	Operating Ambient Temperature
PPFJ	PPRJ	PPQJ	PPTJ	Polyacetal (White)	-45~95°C
PEPFJ	PEPRJ	PEPQJ	PEPTJ	PEEK (Natural Ivory)	-50~250°C
PMPFJ	PMPRJ	PMPQJ	-	Conductive MC Nylon CDR2 (Black)	-40~120°C

Characteristics of Polyacetal, PEEK, Conductive MC Nylon
P.Z953, 954

25

• Flat

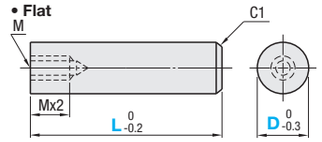

• Sphere

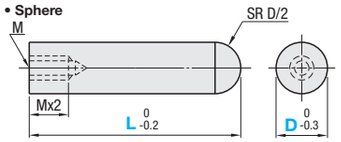

• Taper R

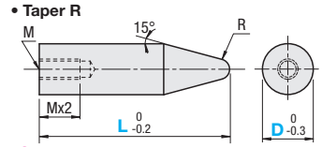

• Tapered

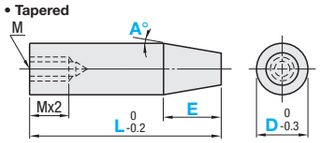

D-2EtanA≥1.0
(Tip dia. Ø1.0 or more)

When L<20, the thread length is Mx1.5.

RoHS10

Part Number: Type	D	L 0.5mm Increment: Flat, Sphere	Taper R	M (Coarse)	R
Flat PPFJ PEPFJ PMPFJ / Sphere PPRJ PEPRJ PMPRJ / Taper R PPQJ PEPQJ PMPQJ	6	10.0~100.0	14.0~100.0	3	1
	8	12.0~100.0	18.0~100.0	4	1.5
	10	13.0~100.0	20.0~100.0		2
	12	16.0~100.0	26.0~100.0	5	
	15	19.0~100.0	34.0~100.0	6	
	20	20.0~100.0	40.0~100.0		3
	25		50.0~100.0		

Part Number: Type	D	L 0.5mm Increment	E 0.5mm Increment	A 1° Increment	M (Coarse)
Tapered PPTJ PEPTJ	6	14.0~100.0	5.0≤E≤40 and E≤L-Mx3	1~45	3
	8	18.0~100.0			4
	10	20.0~100.0			
	12				5
	15				6
	20				
	25				

D	Unit Price: L10.0~59.5 PPFJ	PPRJ	PPQJ	PPTJ	PEPFJ	PEPRJ	PEPQJ	PEPTJ	PMPFJ	PMPRJ	PMPQJ	L60.0~100.0 PPFJ	PPRJ	PPQJ	PPTJ	PEPFJ	PEPRJ	PEPQJ	PEPTJ	PMPFJ	PMPRJ	PMPQJ
6																						
8																						
10																						
12																						
15																						
20																						
25																						

Small Head

RoHS10

PPFS
(Flat)

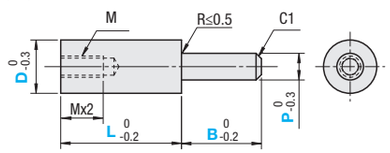

PPRS
(Sphere)

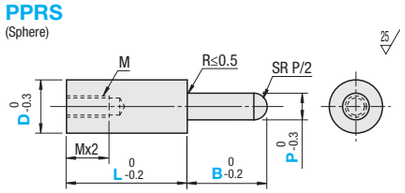

25

When L<20, the thread length is Mx1.5.

Material: Polyacetal (White)
Operating Ambient Temperature: -45 ~ 95°C

Part Number: Type	D	P 0.5mm Increment	L 0.5mm Increment	B 0.5mm Increment	M (Coarse)	Unit Price L10.0~59.5	L60.0~100.0
PPFS (Flat)	6	3.0~6.0	10.0~100.0	3.0~20.0 B≥P/2+1	3		
	8	4.0~8.0	11.0~100.0		4		
	10	5.0~10.0					
	12	6.0~12.0	13.0~100.0		5		
PPRS (Sphere)	15	8.0~15.0	14.0~100.0		6		
	20	10.0~20.0					
	25	13.0~25.0					

Example

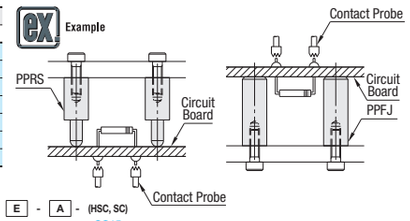

Ordering Example

Straight

Part Number	-	L	-	E	-	A
PPFJ10	-	40.0				
PPTJ12	-	40.0	-	E10	-	A5

Small Head

Part Number	-	P	-	L	-	B
PPFS6	-	P3.0	-	L50.5	-	B10.5

Alterations

Part Number	-	L	-	E	-	A	-	(HSC, SC)
PPFJ10	-	40.0					-	SC15

Alterations	Threaded Insert	Wrench Flats
Code	HSC	SC
Spec.	Adds threaded insert to M part. Ordering Code HSC D6 :M3 D8~10 :M4 D12 :M5 D15~25 :M6	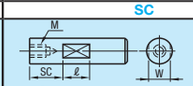 Wrench Flats SC: 1mm increment SC+ℓ+D/2≤L SC>Mx3 Ordering Code SC15

D	W	ℓ
6	5	8
8	7	
10	8	
12	10	10
15	13	
20	17	
25	22	