



Single Axis Robot Options / Maintenance Products



CAD Data Folder Name: 07_Actuator

Ordering Example **Part Number** EXRS-H1 *For orders larger than indicated quantity, please request a quotation.*


Options

Handset Terminal

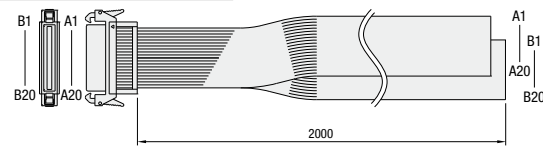


Part Number	EXRS-H1	EXRS-HD1
Emergency Stop Button	Normally Closed Input (with Lock)	
Deadman's Switch	None	Included 3 Position Enable Switch
Operating Temp.	0°C~40°C	
Operating Humidity	35% ~ 85%RH (No Condensation)	
Body Mass	Approx. 450g	
Cable Length	3.5m	
Applicable Controller	EXRS-C1/C21/C22	

I/O Cable

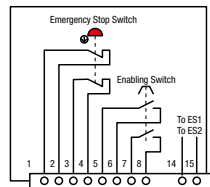
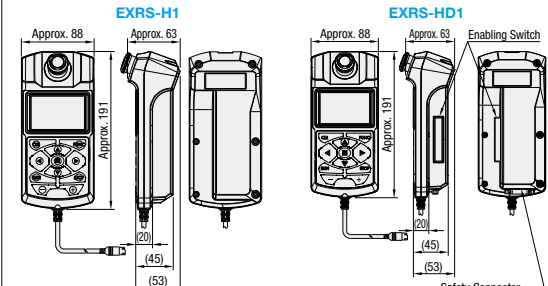


Part Number	EXRS-CB1	EXRS-CB2
Cable Length	2m	2m
Applicable Controller	EXRS-C1/C21/C22	EXRS-P1



Pin No.	Single	Cable Color	Pin No.	Single	Cable Color	Pin No.	Single	Cable Color	Pin No.	Single	Cable Color
A1	+COM	BR	A11	PIN6	BR	B1	POUT0	BR	B11	OUT2	BR
A2	+COM	R	A12	PIN7	R	B2	POUT1	R	B12	OUT3	R
A3	(NC)	OR	A13	JOG+	OR	B3	POUT2	OR	B13	BUSY	OR
A4	(NC)	Y	A14	JOG-	Y	B4	POUT3	Y	B14	END	Y
A5	PIN0	G	A15	MANUAL	G	B5	POUT4	G	B15	/ALM	G
A6	PIN1	BL	A16	ORG	BL	B6	POUT5	BL	B16	SrvS	BL
A7	PIN2	V	A17	/LOCK	V	B7	POUT6	V	B17	(NC)	V
A8	PIN3	GY	A18	START/TEACH	GY	B8	POUT7	GY	B18	(NC)	GY
A9	PIN4	W	A19	RESET	W	B9	OUT0	W	B19	-COM	W
A10	PIN5	BL	A20	SERVO	BL	B10	OUT1	BL	B20	-COM	BL

* Connection end to external device is unterminated.



When using a Handset Terminal within the area of motion of the actuator, please use EXRS-HD1 to provide an external safety circuit.

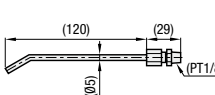
Daisy-chain Cable



Part Number	EXRS-CD1
Cable Length	300mm
Applicable Controller	EXRS-C1/P1/C21/C22

*A cable to connect multiple controllers. It can connect maximum 16 controllers.

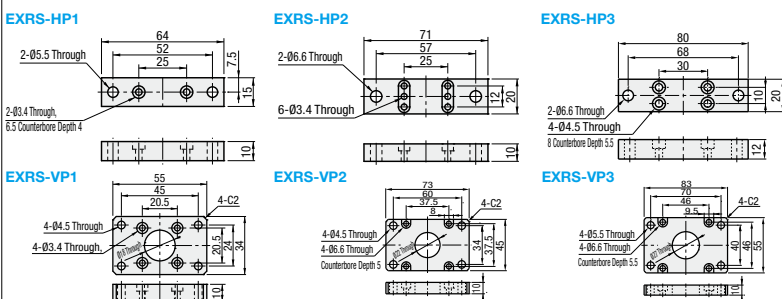
Lubrication Nozzle



Part Number	EXRS-NZ1
Applications	For replenishing ball screw grease
Applicable Models	RSD1/RSDG1 (Motor mounted on top: U)

*Recommended Product. This can be used with commercially available grease guns.

Dedicated Feet and Flanges for Rod Type



Part Number	Applicable Model	Specifications	Components (1 set)
EXRS-HP1	RSD1/RSDG1	Foot	Mounting Plate 2 pcs.
EXRS-VP1	RSD1	Flange	Mounting Plate 1 pc.
EXRS-HP2	RSD2/RSDG2	Foot	Mounting Plate 2 pcs. Square Nut 12 pcs.
EXRS-VP2	RSD2	Flange	Mounting Plate 1 pc.
EXRS-HP3	RSD3/RSDG3	Foot	Mounting Plate 2 pcs. Square Nut 8 pcs.
EXRS-VP3	RSD3	Flange	Mounting Plate 1 pc.

Ordering Example **Part Number** EXRS-RGT *For orders larger than indicated quantity, please request a quotation.*

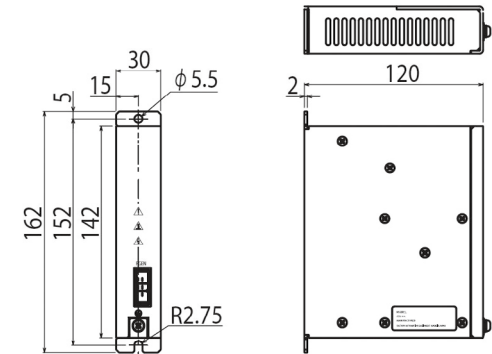
Recovery Equipment



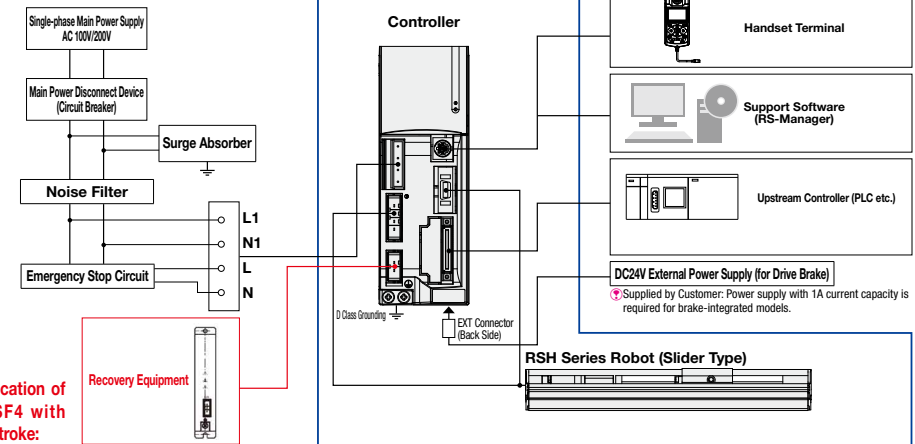
[A] Accessory
Dedicated Connection Cable for Controller
Connection Cable (300mm)

Part Number	EXRS-RGT
External Dimension	W30 x H142 x D118mm (excluding mounting stay)
Body Mass	470g
Regenerative Absorption Operating Voltage	Approx. 420V or more
Regenerative Absorption Stop Voltage	Approx. 380V or more
Mandatory Use Models	RSH4(P.99)/RSH5(P.101)/RSF4(P.103)
Mandatory Use Conditions	For vertical application of RSH4/RSH5/RSF4 with 700mm or more stroke:
Applicable Controller	EXRS-C21A/C21B/C22A/C22B

- Be sure to install with clearance between the controller. Recommended Clearance: Approx. 20mm
- Use the included dedicated cable for connection with the controller.



Connection Diagram



Caution!
For vertical application of RSH4/RSH5/RSF4 with 700mm or more stroke:

Instruction Manual



Part Number	Language	Type	Applicable Model
EXRS-MJ5	Japanese	Actuator (Standard)	RS1/2/3
			RSD1/2/3
		Actuator (Clean Spec.)	RSH1/2/3/4/5
			RSF4
EXRS-MJ6	Japanese	Actuator (Clean Spec.)	RS1C/2C/3C
			RSH1C/2C/3C
EXRS-KJ3	English	Controller	EXRS-C1/C21/C22
			EXRS-P1
EXRS-ME5	English	Actuator (Standard)	RS1/2/3
			RSD1/2/3
EXRS-ME6	English	Actuator (Clean Spec.)	RS1C/2C/3C
			RSH1C/2C/3C
EXRS-KE3	English	Controller	EXRS-C1/C21/C22
			EXRS-P1