



# Guide Rollers

-Flat Type / V Groove Type / For Wire Type-



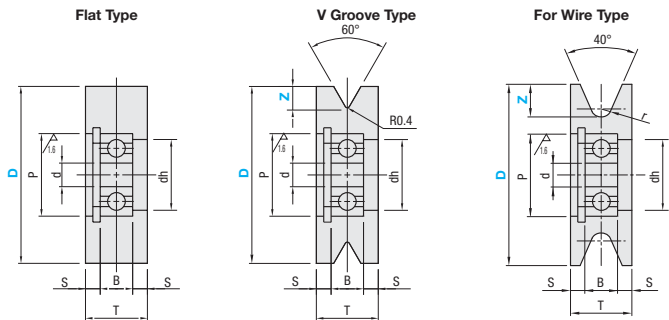
CAD Data Folder Name: Rollers

\* All prices are in SS and subjected to change without prior notice



Type	Material	Surface Treatment	Retaining Ring
Flat FTMRN VMRN	S45C	Black Oxide	Spring Steel
FTMRB VMRB		Electroless Nickel Plating	
FTMRG VMRG		Clear Anodize	
FTMRA VMRA	A5052	Clear Anodize	Stainless Steel
FTMRP VMRP	Polyacetal		
VMRM	Conductive MC Nylon		
SMRN	MC Nylon		Spring Steel

\*Bearing Precision JIS B1514 Class 0  
 \*Bearings are press-fitted.



Part Number Type	D	Z Groove Depth	d	P	dh	T	S	B	r	Applicable Wire Dia.	Bearing		
Flat Type FTMRN FTMRB FTMRG FTMRA FTMRP	20	4	3	10	8	10	3	4	-	-	623ZZ		
	30		5	16	13		2.5	5	-	-	625ZZ		
	40		6	19	16		12	3	6	-	626ZZ		
	V Groove Type VMRN VMRB VMRG	30	5	6	19	16	12	3	6	-	626ZZ		
		40		8	24	21		14	8	-	628ZZ		
		50		10	26	23		14	3	8	-	6000ZZ	
	For Wire Type FTMRA VMRA VMRP VMRM	50	7	8	24	21	14	3	8	-	-	6000ZZ	
		60		10	26	23		14	3	8	2.2	4	6000ZZ
		80		10	26	23		16	4	8	3.3	6	-
		60	10A	10	26	23	18	5	8	4.4	8	6000ZZ	
				60	10	26	23	16	4	8	-	-	
60				12	28	25	20	6	8	5.5	10	6001ZZ	
100		11	12	28	25	16	4	8	-	-			

For flat type, the sizes with † are only available.  
 For wire type, the sizes with ( ) are only available.

D	Z Groove Depth	Unit Price Qty. 1~4							
		Flat Type		V Groove Type			For Wire Type		
		FTMRN (x1.0)	FTMRA	FTMRP	VMRN (x1.0)	VMRA	VMRP	VMRM	SMRN
20	4	-	-	-	17.65	20.54	18.29	23.42	-
30	4	-	-	-	14.92	18.13	16.20	25.83	-
40	4	-	-	-	21.98	25.51	23.91	35.14	-
30	5	14.92	17.97	16.20	15.24	18.45	16.69	27.60	-
40	5	21.98	25.51	24.23	22.62	26.15	24.87	37.38	-
40	7	-	-	-	22.62	26.15	24.87	37.38	-
50	7	-	-	-	26.31	30.32	29.36	44.28	-
50	9	25.67	29.68	28.72	26.31	30.32	29.36	44.28	20.86
60	9	29.68	34.17	33.85	30.32	35.14	34.66	56.64	-
50	10	-	-	-	-	-	-	-	27.11
60	10A	-	-	-	-	-	-	-	27.11
60	11	-	-	-	30.80	35.62	35.30	60.00	29.68
100	11	45.08	53.91	53.59	46.21	55.19	57.92	97.39	-

The prices of FTMRB and VMRB are the unit prices shown in the table multiplied by 1.1. The prices of FMRG and VMRG are the unit prices shown in the table multiplied by 1.2. (Round down to the nearest ten cents)

Order Example: Part Number FTMRN40 VMRA40 SMRN50 - Groove Depth Z 5 9 Days to Ship 5 Days

Volume Discount Rate (Round down to the nearest one cent.) P.91

Quantity	1-4	5-9	10-19	20-49
Rate	Price List	5%	10%	15%

For orders larger than indicated values, please request for quotation.



# Guide Rollers

-Double Flanged Type / Tapered Type-

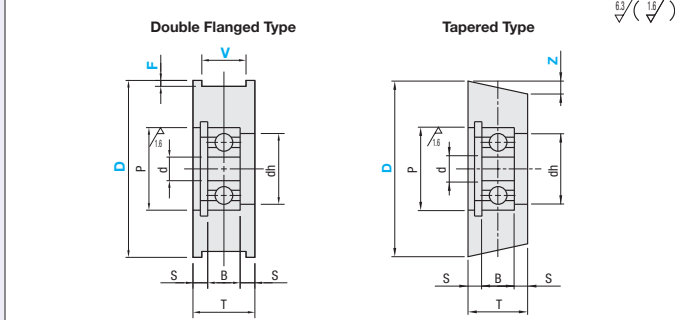
CAD Data Folder Name: Rollers

\* All prices are in SS and subjected to change without prior notice



Type	Material	Surface Treatment	Retaining Ring
Double Flanged HMRN TMRN	S45C	Black Oxide	Spring Steel
HMRB TMRB		Electroless Nickel Plating	
HMRG TMRG		Clear Anodize	
HMRG TMRG	A5052	Clear Anodize	Stainless Steel
HMRP	Polyacetal		
HMRM	Conductive MC Nylon		

\*Bearing Precision JIS B1514 Class 0  
 \*Bearings are press-fitted.



Part Number Type	D	V Slot Width	Double Flanged Type F 0.5mm Increment	Tapered Type Z 0.5mm Increment	d	P	dh	T	S	B	Bearing		
Double Flanged HMRN HMRB HMRG HMRP HMRM	15	4	-	-	3	10	8	9	2.5	4	623ZZ		
	20				4	13	11	10		5	624ZZ		
	30				5	16	13	10		5	625ZZ		
	Tapered TMRN TMRB TMRG	30	5	0.5-3.0	-	4	13	11	10	2.5	5	624ZZ	
		40				5	16	13	10		5	625ZZ	
		50				6	19	16	11		6	626ZZ	
	60	6	0.5-2.0	0.5-3.0	-	5	16	13	10	2.5	5	625ZZ	
						6	19	16	11		6	626ZZ	
						8	24	21	14		3	8	628ZZ
						10	26	23	14		3	8	628ZZ
						10	26	23	14		3	8	6000ZZ

For tapered type, the sizes with † are only available.

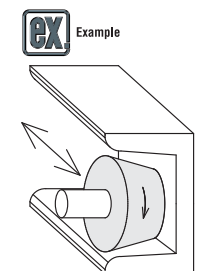
D	V Slot Width	Unit Price Qty. 1~4							
		Double Flanged Type				Tapered Type			
		HMRN	HMRB	HMRG	HMRP	HMRM	TMRN	TMRB	TMRG
15	4	18.45	20.22	22.14	21.34	18.93	22.14	-	-
20	4	17.65	19.41	21.18	20.70	18.29	23.75	-	-
30	4	15.72	17.17	18.77	19.09	17.01	27.11	-	-
20	5	17.65	19.41	21.18	20.70	18.29	23.75	17.65	19.73
30	5	18.93	20.70	22.62	22.30	20.22	30.32	-	-
40	5	22.94	25.19	27.44	26.63	25.03	35.94	-	-
30	6	18.93	20.70	22.62	22.30	20.22	30.32	18.93	21.02
40	6	22.94	25.19	27.44	26.63	25.03	35.94	-	-
50	6	28.08	30.80	33.69	32.25	31.45	47.97	-	-
40	8	23.42	25.67	28.08	27.11	25.51	36.42	21.34	23.58
50	8	31.13	34.17	37.22	35.46	34.49	51.18	28.24	31.45
60	8	32.25	35.46	38.67	37.22	36.90	61.45	29.36	32.57

Order Example: Part Number HMRN30 TMRN20 - Slot Width V 4 - F F0.5 - Z Z3.0 Days to Ship 5 Days

Volume Discount Rate (Round down to the nearest one cent.) P.91

Quantity	1-4	5-9	10-19	20-49
Rate	Price List	5%	10%	15%

For orders larger than indicated values, please request for quotation.



Suitable for use combined with slot-shaped steel. ex) guides for elevating machines

