
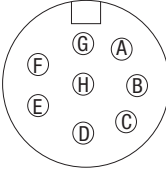
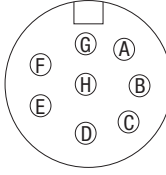
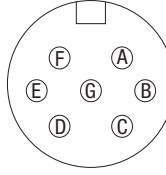
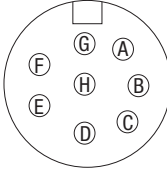
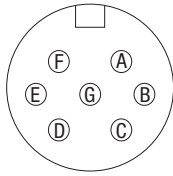
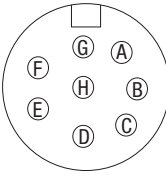

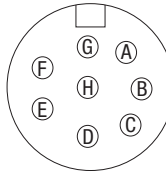
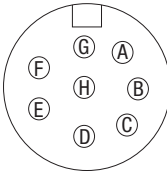
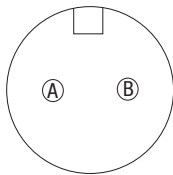
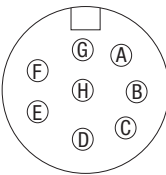
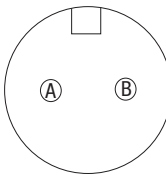
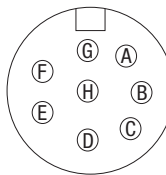
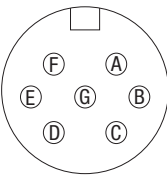


Cable for Mitsubishi Electric J2 Series

▼ Motor Power Cable Connection Diagram

<p>SVPM-J2HC1 Product Page 0615</p>  <table border="1" data-bbox="164 531 349 637"> <thead> <tr> <th rowspan="2">Pin Number</th> <th rowspan="2">Signal</th> <th colspan="2">Cable Type</th> </tr> <tr> <th>A / B</th> <th>C / D</th> </tr> </thead> <tbody> <tr> <td>1</td> <td>U</td> <td>Red</td> <td>Black / 1</td> </tr> <tr> <td>2</td> <td>V</td> <td>White</td> <td>Black / 2</td> </tr> <tr> <td>3</td> <td>W</td> <td>Blue</td> <td>Black / 3</td> </tr> <tr> <td>4</td> <td>FG</td> <td>YG</td> <td>YG</td> </tr> </tbody> </table> <p>* View from device side mating surface</p>	Pin Number	Signal	Cable Type		A / B	C / D	1	U	Red	Black / 1	2	V	White	Black / 2	3	W	Blue	Black / 3	4	FG	YG	YG	<p>SVPM-J2HC2 Product Page 0615</p>  <table border="1" data-bbox="391 531 576 685"> <thead> <tr> <th rowspan="2">Pin</th> <th rowspan="2">Signal</th> <th colspan="2">A / B Cable</th> </tr> <tr> <th>Wire Color</th> <th>Wire Color</th> </tr> </thead> <tbody> <tr> <td>A</td> <td>U</td> <td>Red</td> <td></td> </tr> <tr> <td>B</td> <td>V</td> <td>White</td> <td></td> </tr> <tr> <td>C</td> <td>W</td> <td>Blue</td> <td></td> </tr> <tr> <td>D</td> <td>FG</td> <td>YG</td> <td></td> </tr> <tr> <td>E</td> <td>--</td> <td>--</td> <td>--</td> </tr> <tr> <td>F</td> <td>--</td> <td>--</td> <td>--</td> </tr> <tr> <td>G</td> <td>--</td> <td>--</td> <td>--</td> </tr> <tr> <td>H</td> <td>--</td> <td>--</td> <td>--</td> </tr> </tbody> </table> <p>* View from device side mating surface</p>	Pin	Signal	A / B Cable		Wire Color	Wire Color	A	U	Red		B	V	White		C	W	Blue		D	FG	YG		E	--	--	--	F	--	--	--	G	--	--	--	H	--	--	--	<p>SVPM-J2HC3 Product Page 0615</p>  <table border="1" data-bbox="624 531 809 695"> <thead> <tr> <th rowspan="2">Pin</th> <th rowspan="2">Signal</th> <th colspan="2">Cable Type</th> </tr> <tr> <th>A / B</th> <th>C / D</th> </tr> </thead> <tbody> <tr> <td>A</td> <td>U</td> <td>Red</td> <td>Black / 1</td> </tr> <tr> <td>B</td> <td>V</td> <td>White</td> <td>Black / 2</td> </tr> <tr> <td>C</td> <td>W</td> <td>Blue</td> <td>Black / 3</td> </tr> <tr> <td>D</td> <td>FG</td> <td>YG</td> <td>YG</td> </tr> <tr> <td>E</td> <td>--</td> <td>--</td> <td>--</td> </tr> <tr> <td>F</td> <td>--</td> <td>--</td> <td>--</td> </tr> <tr> <td>G</td> <td>--</td> <td>--</td> <td>--</td> </tr> <tr> <td>H</td> <td>--</td> <td>--</td> <td>--</td> </tr> </tbody> </table> <p>* View from device side mating surface</p>	Pin	Signal	Cable Type		A / B	C / D	A	U	Red	Black / 1	B	V	White	Black / 2	C	W	Blue	Black / 3	D	FG	YG	YG	E	--	--	--	F	--	--	--	G	--	--	--	H	--	--	--	<p>SVPM-J2HC4 Product Page 0615</p>  <table border="1" data-bbox="850 531 1035 666"> <thead> <tr> <th rowspan="2">Pin</th> <th rowspan="2">Signal</th> <th colspan="2">A / B Cable</th> </tr> <tr> <th>Wire Color</th> <th>Wire Color</th> </tr> </thead> <tbody> <tr> <td>A</td> <td>U</td> <td>Red</td> <td></td> </tr> <tr> <td>B</td> <td>V</td> <td>White</td> <td></td> </tr> <tr> <td>C</td> <td>W</td> <td>Blue</td> <td></td> </tr> <tr> <td>D</td> <td>FG</td> <td>YG</td> <td></td> </tr> <tr> <td>E</td> <td>--</td> <td>--</td> <td>--</td> </tr> <tr> <td>F</td> <td>--</td> <td>--</td> <td>--</td> </tr> <tr> <td>G</td> <td>--</td> <td>--</td> <td>--</td> </tr> </tbody> </table> <p>* View from device side mating surface</p>	Pin	Signal	A / B Cable		Wire Color	Wire Color	A	U	Red		B	V	White		C	W	Blue		D	FG	YG		E	--	--	--	F	--	--	--	G	--	--	--	<p>SVPM-J2HC5 Product Page 0615</p>  <table border="1" data-bbox="1077 531 1262 695"> <thead> <tr> <th rowspan="2">Pin</th> <th rowspan="2">Signal</th> <th colspan="2">Cable Type</th> </tr> <tr> <th>A / B</th> <th>C / D</th> </tr> </thead> <tbody> <tr> <td>A</td> <td>U</td> <td>Red</td> <td>Black / 1</td> </tr> <tr> <td>B</td> <td>V</td> <td>White</td> <td>Black / 2</td> </tr> <tr> <td>C</td> <td>W</td> <td>Blue</td> <td>Black / 3</td> </tr> <tr> <td>D</td> <td>FG</td> <td>YG</td> <td>YG</td> </tr> <tr> <td>E</td> <td>--</td> <td>--</td> <td>--</td> </tr> <tr> <td>F</td> <td>--</td> <td>--</td> <td>--</td> </tr> <tr> <td>G</td> <td>--</td> <td>--</td> <td>--</td> </tr> <tr> <td>H</td> <td>--</td> <td>--</td> <td>--</td> </tr> </tbody> </table> <p>* View from device side mating surface</p>	Pin	Signal	Cable Type		A / B	C / D	A	U	Red	Black / 1	B	V	White	Black / 2	C	W	Blue	Black / 3	D	FG	YG	YG	E	--	--	--	F	--	--	--	G	--	--	--	H	--	--	--								
Pin Number			Signal	Cable Type																																																																																																																																																																																		
	A / B	C / D																																																																																																																																																																																				
1	U	Red	Black / 1																																																																																																																																																																																			
2	V	White	Black / 2																																																																																																																																																																																			
3	W	Blue	Black / 3																																																																																																																																																																																			
4	FG	YG	YG																																																																																																																																																																																			
Pin	Signal	A / B Cable																																																																																																																																																																																				
		Wire Color	Wire Color																																																																																																																																																																																			
A	U	Red																																																																																																																																																																																				
B	V	White																																																																																																																																																																																				
C	W	Blue																																																																																																																																																																																				
D	FG	YG																																																																																																																																																																																				
E	--	--	--																																																																																																																																																																																			
F	--	--	--																																																																																																																																																																																			
G	--	--	--																																																																																																																																																																																			
H	--	--	--																																																																																																																																																																																			
Pin	Signal	Cable Type																																																																																																																																																																																				
		A / B	C / D																																																																																																																																																																																			
A	U	Red	Black / 1																																																																																																																																																																																			
B	V	White	Black / 2																																																																																																																																																																																			
C	W	Blue	Black / 3																																																																																																																																																																																			
D	FG	YG	YG																																																																																																																																																																																			
E	--	--	--																																																																																																																																																																																			
F	--	--	--																																																																																																																																																																																			
G	--	--	--																																																																																																																																																																																			
H	--	--	--																																																																																																																																																																																			
Pin	Signal	A / B Cable																																																																																																																																																																																				
		Wire Color	Wire Color																																																																																																																																																																																			
A	U	Red																																																																																																																																																																																				
B	V	White																																																																																																																																																																																				
C	W	Blue																																																																																																																																																																																				
D	FG	YG																																																																																																																																																																																				
E	--	--	--																																																																																																																																																																																			
F	--	--	--																																																																																																																																																																																			
G	--	--	--																																																																																																																																																																																			
Pin	Signal	Cable Type																																																																																																																																																																																				
		A / B	C / D																																																																																																																																																																																			
A	U	Red	Black / 1																																																																																																																																																																																			
B	V	White	Black / 2																																																																																																																																																																																			
C	W	Blue	Black / 3																																																																																																																																																																																			
D	FG	YG	YG																																																																																																																																																																																			
E	--	--	--																																																																																																																																																																																			
F	--	--	--																																																																																																																																																																																			
G	--	--	--																																																																																																																																																																																			
H	--	--	--																																																																																																																																																																																			
<p>SVPM-J2HC6 Product Page 0615</p>  <table border="1" data-bbox="164 1033 349 1188"> <thead> <tr> <th rowspan="2">Pin</th> <th rowspan="2">Signal</th> <th colspan="2">Cable Type</th> </tr> <tr> <th>A / B</th> <th>C / D</th> </tr> </thead> <tbody> <tr> <td>A</td> <td>U</td> <td>Red</td> <td>Black / 1</td> </tr> <tr> <td>B</td> <td>V</td> <td>White</td> <td>Black / 2</td> </tr> <tr> <td>C</td> <td>W</td> <td>Blue</td> <td>Black / 3</td> </tr> <tr> <td>D</td> <td>FG</td> <td>YG</td> <td>YG</td> </tr> <tr> <td>E</td> <td>--</td> <td>--</td> <td>--</td> </tr> <tr> <td>F</td> <td>--</td> <td>--</td> <td>--</td> </tr> <tr> <td>G</td> <td>--</td> <td>--</td> <td>--</td> </tr> </tbody> </table> <p>* View from device side mating surface</p>	Pin	Signal	Cable Type		A / B	C / D	A	U	Red	Black / 1	B	V	White	Black / 2	C	W	Blue	Black / 3	D	FG	YG	YG	E	--	--	--	F	--	--	--	G	--	--	--	<p>SVPM-J2HC7 Product Page 0615</p>  <table border="1" data-bbox="391 1023 576 1178"> <thead> <tr> <th rowspan="2">Pin</th> <th rowspan="2">Signal</th> <th colspan="2">A / B Cable</th> </tr> <tr> <th>Wire Color</th> <th>Wire Color</th> </tr> </thead> <tbody> <tr> <td>A</td> <td>U</td> <td>Red</td> <td></td> </tr> <tr> <td>B</td> <td>V</td> <td>White</td> <td></td> </tr> <tr> <td>C</td> <td>W</td> <td>Blue</td> <td></td> </tr> <tr> <td>D</td> <td>FG</td> <td>YG</td> <td></td> </tr> <tr> <td>E</td> <td>--</td> <td>--</td> <td>--</td> </tr> <tr> <td>F</td> <td>--</td> <td>--</td> <td>--</td> </tr> <tr> <td>G</td> <td>--</td> <td>--</td> <td>--</td> </tr> <tr> <td>H</td> <td>--</td> <td>--</td> <td>--</td> </tr> </tbody> </table> <p>* View from device side mating surface</p>	Pin	Signal	A / B Cable		Wire Color	Wire Color	A	U	Red		B	V	White		C	W	Blue		D	FG	YG		E	--	--	--	F	--	--	--	G	--	--	--	H	--	--	--	<p>SVPM-J2HC1B Product Page 0615</p>  <table border="1" data-bbox="624 1023 809 1168"> <thead> <tr> <th rowspan="2">Pin</th> <th rowspan="2">Signal</th> <th colspan="2">Cable Type</th> </tr> <tr> <th>A / B</th> <th>C / D</th> </tr> </thead> <tbody> <tr> <td>1</td> <td>U</td> <td>Red</td> <td>Black / 1</td> </tr> <tr> <td>2</td> <td>V</td> <td>White</td> <td>Black / 2</td> </tr> <tr> <td>3</td> <td>W</td> <td>Blue</td> <td>Black / 3</td> </tr> <tr> <td>4</td> <td>FG</td> <td>YG</td> <td>YG</td> </tr> <tr> <td>5</td> <td>B1</td> <td>Black</td> <td>Black / 4</td> </tr> <tr> <td>6</td> <td>B2</td> <td>Black</td> <td>Black / 5</td> </tr> </tbody> </table> <p>* View from device side mating surface * B1 and B2 have no polarity</p>	Pin	Signal	Cable Type		A / B	C / D	1	U	Red	Black / 1	2	V	White	Black / 2	3	W	Blue	Black / 3	4	FG	YG	YG	5	B1	Black	Black / 4	6	B2	Black	Black / 5	<p>SVPM-J2HC2B Product Page 0615</p>  <table border="1" data-bbox="850 1023 1035 1188"> <thead> <tr> <th rowspan="2">Pin</th> <th rowspan="2">Signal</th> <th colspan="2">Cable Type</th> </tr> <tr> <th>A / B</th> <th>C / D</th> </tr> </thead> <tbody> <tr> <td>A</td> <td>U</td> <td>Red</td> <td>Black / 1</td> </tr> <tr> <td>B</td> <td>V</td> <td>White</td> <td>Black / 2</td> </tr> <tr> <td>C</td> <td>W</td> <td>Blue</td> <td>Black / 3</td> </tr> <tr> <td>D</td> <td>FG</td> <td>YG</td> <td>YG</td> </tr> <tr> <td>E</td> <td>--</td> <td>--</td> <td>--</td> </tr> <tr> <td>F</td> <td>--</td> <td>--</td> <td>--</td> </tr> <tr> <td>G</td> <td>B1</td> <td>Black</td> <td>Black / 4</td> </tr> <tr> <td>H</td> <td>B2</td> <td>Black</td> <td>Black / 5</td> </tr> </tbody> </table> <p>* View from device side mating surface * B1 and B2 have no polarity</p>	Pin	Signal	Cable Type		A / B	C / D	A	U	Red	Black / 1	B	V	White	Black / 2	C	W	Blue	Black / 3	D	FG	YG	YG	E	--	--	--	F	--	--	--	G	B1	Black	Black / 4	H	B2	Black	Black / 5	<p>SVPM-J2HC3B Product Page 0615</p>  <table border="1" data-bbox="1077 1023 1262 1188"> <thead> <tr> <th rowspan="2">Pin</th> <th rowspan="2">Signal</th> <th colspan="2">Cable Type</th> </tr> <tr> <th>A / B</th> <th>C / D</th> </tr> </thead> <tbody> <tr> <td>A</td> <td>U</td> <td>Red</td> <td>Black / 1</td> </tr> <tr> <td>B</td> <td>V</td> <td>White</td> <td>Black / 2</td> </tr> <tr> <td>C</td> <td>W</td> <td>Blue</td> <td>Black / 3</td> </tr> <tr> <td>D</td> <td>FG</td> <td>YG</td> <td>YG</td> </tr> <tr> <td>E</td> <td>--</td> <td>--</td> <td>--</td> </tr> <tr> <td>F</td> <td>--</td> <td>--</td> <td>--</td> </tr> <tr> <td>G</td> <td>B1</td> <td>Black</td> <td>Black / 4</td> </tr> <tr> <td>H</td> <td>B2</td> <td>Black</td> <td>Black / 5</td> </tr> </tbody> </table> <p>* View from device side mating surface * B1 and B2 have no polarity</p>	Pin	Signal	Cable Type		A / B	C / D	A	U	Red	Black / 1	B	V	White	Black / 2	C	W	Blue	Black / 3	D	FG	YG	YG	E	--	--	--	F	--	--	--	G	B1	Black	Black / 4	H	B2	Black	Black / 5
Pin			Signal	Cable Type																																																																																																																																																																																		
	A / B	C / D																																																																																																																																																																																				
A	U	Red	Black / 1																																																																																																																																																																																			
B	V	White	Black / 2																																																																																																																																																																																			
C	W	Blue	Black / 3																																																																																																																																																																																			
D	FG	YG	YG																																																																																																																																																																																			
E	--	--	--																																																																																																																																																																																			
F	--	--	--																																																																																																																																																																																			
G	--	--	--																																																																																																																																																																																			
Pin	Signal	A / B Cable																																																																																																																																																																																				
		Wire Color	Wire Color																																																																																																																																																																																			
A	U	Red																																																																																																																																																																																				
B	V	White																																																																																																																																																																																				
C	W	Blue																																																																																																																																																																																				
D	FG	YG																																																																																																																																																																																				
E	--	--	--																																																																																																																																																																																			
F	--	--	--																																																																																																																																																																																			
G	--	--	--																																																																																																																																																																																			
H	--	--	--																																																																																																																																																																																			
Pin	Signal	Cable Type																																																																																																																																																																																				
		A / B	C / D																																																																																																																																																																																			
1	U	Red	Black / 1																																																																																																																																																																																			
2	V	White	Black / 2																																																																																																																																																																																			
3	W	Blue	Black / 3																																																																																																																																																																																			
4	FG	YG	YG																																																																																																																																																																																			
5	B1	Black	Black / 4																																																																																																																																																																																			
6	B2	Black	Black / 5																																																																																																																																																																																			
Pin	Signal	Cable Type																																																																																																																																																																																				
		A / B	C / D																																																																																																																																																																																			
A	U	Red	Black / 1																																																																																																																																																																																			
B	V	White	Black / 2																																																																																																																																																																																			
C	W	Blue	Black / 3																																																																																																																																																																																			
D	FG	YG	YG																																																																																																																																																																																			
E	--	--	--																																																																																																																																																																																			
F	--	--	--																																																																																																																																																																																			
G	B1	Black	Black / 4																																																																																																																																																																																			
H	B2	Black	Black / 5																																																																																																																																																																																			
Pin	Signal	Cable Type																																																																																																																																																																																				
		A / B	C / D																																																																																																																																																																																			
A	U	Red	Black / 1																																																																																																																																																																																			
B	V	White	Black / 2																																																																																																																																																																																			
C	W	Blue	Black / 3																																																																																																																																																																																			
D	FG	YG	YG																																																																																																																																																																																			
E	--	--	--																																																																																																																																																																																			
F	--	--	--																																																																																																																																																																																			
G	B1	Black	Black / 4																																																																																																																																																																																			
H	B2	Black	Black / 5																																																																																																																																																																																			
<p>SVPM-J2HC4B Product Page 0615</p>  <table border="1" data-bbox="164 1535 349 1593"> <thead> <tr> <th rowspan="2">Pin</th> <th rowspan="2">Signal</th> <th colspan="2">A / B Cable</th> </tr> <tr> <th>Wire Color</th> <th>Wire Color</th> </tr> </thead> <tbody> <tr> <td>A</td> <td>B1</td> <td>Black</td> <td></td> </tr> <tr> <td>B</td> <td>B2</td> <td>Black</td> <td></td> </tr> </tbody> </table> <p>* View from device side mating surface * B1 and B2 have no polarity</p>	Pin	Signal	A / B Cable		Wire Color	Wire Color	A	B1	Black		B	B2	Black		<p>SVPM-J2HC5B Product Page 0615</p>  <table border="1" data-bbox="391 1535 576 1690"> <thead> <tr> <th rowspan="2">Pin</th> <th rowspan="2">Signal</th> <th colspan="2">A / B Cable</th> </tr> <tr> <th>Wire Color</th> <th>Wire Color</th> </tr> </thead> <tbody> <tr> <td>A</td> <td>U</td> <td>Red</td> <td></td> </tr> <tr> <td>B</td> <td>V</td> <td>White</td> <td></td> </tr> <tr> <td>C</td> <td>W</td> <td>Blue</td> <td></td> </tr> <tr> <td>D</td> <td>FG</td> <td>YG</td> <td></td> </tr> <tr> <td>E</td> <td>--</td> <td>--</td> <td>--</td> </tr> <tr> <td>F</td> <td>--</td> <td>--</td> <td>--</td> </tr> <tr> <td>G</td> <td>B1</td> <td>Black</td> <td></td> </tr> <tr> <td>H</td> <td>B2</td> <td>Black</td> <td></td> </tr> </tbody> </table> <p>* View from device side mating surface * B1 and B2 have no polarity</p>	Pin	Signal	A / B Cable		Wire Color	Wire Color	A	U	Red		B	V	White		C	W	Blue		D	FG	YG		E	--	--	--	F	--	--	--	G	B1	Black		H	B2	Black		<p>SVPM-J2HC6B Product Page 0615</p>  <table border="1" data-bbox="624 1535 809 1593"> <thead> <tr> <th rowspan="2">Pin</th> <th rowspan="2">Signal</th> <th colspan="2">A / B Cable</th> </tr> <tr> <th>Wire Color</th> <th>Wire Color</th> </tr> </thead> <tbody> <tr> <td>A</td> <td>B1</td> <td>Black</td> <td></td> </tr> <tr> <td>B</td> <td>B2</td> <td>Black</td> <td></td> </tr> </tbody> </table> <p>* View from device side mating surface * B1 and B2 have no polarity</p>	Pin	Signal	A / B Cable		Wire Color	Wire Color	A	B1	Black		B	B2	Black		<p>SVPM-J2HC7B Product Page 0615</p>  <table border="1" data-bbox="850 1535 1035 1709"> <thead> <tr> <th rowspan="2">Pin</th> <th rowspan="2">Signal</th> <th colspan="2">Cable Type</th> </tr> <tr> <th>A / B</th> <th>C / D</th> </tr> </thead> <tbody> <tr> <td>A</td> <td>U</td> <td>Red</td> <td>Black / 1</td> </tr> <tr> <td>B</td> <td>V</td> <td>White</td> <td>Black / 2</td> </tr> <tr> <td>C</td> <td>W</td> <td>Blue</td> <td>Black / 3</td> </tr> <tr> <td>D</td> <td>FG</td> <td>YG</td> <td>YG</td> </tr> <tr> <td>E</td> <td>--</td> <td>--</td> <td>--</td> </tr> <tr> <td>F</td> <td>--</td> <td>--</td> <td>--</td> </tr> <tr> <td>G</td> <td>B1</td> <td>Black</td> <td>Black / 4</td> </tr> <tr> <td>H</td> <td>B2</td> <td>Black</td> <td>Black / 5</td> </tr> </tbody> </table> <p>* View from device side mating surface * B1 and B2 have no polarity</p>	Pin	Signal	Cable Type		A / B	C / D	A	U	Red	Black / 1	B	V	White	Black / 2	C	W	Blue	Black / 3	D	FG	YG	YG	E	--	--	--	F	--	--	--	G	B1	Black	Black / 4	H	B2	Black	Black / 5	<p>SVPM-J2HC8B Product Page 0615</p>  <table border="1" data-bbox="1077 1535 1262 1671"> <thead> <tr> <th rowspan="2">Pin</th> <th rowspan="2">Signal</th> <th colspan="2">A / B Cable</th> </tr> <tr> <th>Wire Color</th> <th>Wire Color</th> </tr> </thead> <tbody> <tr> <td>A</td> <td>U</td> <td>Red</td> <td></td> </tr> <tr> <td>B</td> <td>V</td> <td>White</td> <td></td> </tr> <tr> <td>C</td> <td>W</td> <td>Blue</td> <td></td> </tr> <tr> <td>D</td> <td>FG</td> <td>YG</td> <td></td> </tr> <tr> <td>E</td> <td>B1</td> <td>Black</td> <td></td> </tr> <tr> <td>F</td> <td>B2</td> <td>Black</td> <td></td> </tr> <tr> <td>G</td> <td>--</td> <td>--</td> <td>--</td> </tr> </tbody> </table> <p>* View from device side mating surface</p>	Pin	Signal	A / B Cable		Wire Color	Wire Color	A	U	Red		B	V	White		C	W	Blue		D	FG	YG		E	B1	Black		F	B2	Black		G	--	--	--																																								
Pin			Signal	A / B Cable																																																																																																																																																																																		
	Wire Color	Wire Color																																																																																																																																																																																				
A	B1	Black																																																																																																																																																																																				
B	B2	Black																																																																																																																																																																																				
Pin	Signal	A / B Cable																																																																																																																																																																																				
		Wire Color	Wire Color																																																																																																																																																																																			
A	U	Red																																																																																																																																																																																				
B	V	White																																																																																																																																																																																				
C	W	Blue																																																																																																																																																																																				
D	FG	YG																																																																																																																																																																																				
E	--	--	--																																																																																																																																																																																			
F	--	--	--																																																																																																																																																																																			
G	B1	Black																																																																																																																																																																																				
H	B2	Black																																																																																																																																																																																				
Pin	Signal	A / B Cable																																																																																																																																																																																				
		Wire Color	Wire Color																																																																																																																																																																																			
A	B1	Black																																																																																																																																																																																				
B	B2	Black																																																																																																																																																																																				
Pin	Signal	Cable Type																																																																																																																																																																																				
		A / B	C / D																																																																																																																																																																																			
A	U	Red	Black / 1																																																																																																																																																																																			
B	V	White	Black / 2																																																																																																																																																																																			
C	W	Blue	Black / 3																																																																																																																																																																																			
D	FG	YG	YG																																																																																																																																																																																			
E	--	--	--																																																																																																																																																																																			
F	--	--	--																																																																																																																																																																																			
G	B1	Black	Black / 4																																																																																																																																																																																			
H	B2	Black	Black / 5																																																																																																																																																																																			
Pin	Signal	A / B Cable																																																																																																																																																																																				
		Wire Color	Wire Color																																																																																																																																																																																			
A	U	Red																																																																																																																																																																																				
B	V	White																																																																																																																																																																																				
C	W	Blue																																																																																																																																																																																				
D	FG	YG																																																																																																																																																																																				
E	B1	Black																																																																																																																																																																																				
F	B2	Black																																																																																																																																																																																				
G	--	--	--																																																																																																																																																																																			